


DIN rail bus connectors - TBUS8-20,0-PPPPSS-7035 - 2202892

Please be informed that the data shown in this PDF Document is generated from our Online Catalog. Please find the complete data in the user's documentation. Our General Terms of Use for Downloads are valid (<http://phoenixcontact.com/download>)




DIN rail connector, color: light grey, nominal current: 6 A, 4 A (parallel contacts) (Serial contacts), rated voltage (III/2): 32 V, number of positions: 8, pitch: 2.54 mm, mounting: DIN rail mounting, locking: without, mounting: without, type of packaging: packed in cardboard, Item with gold-plated contacts, bus connectors for connecting with electronics housings, 6 parallel contacts/2 serial contacts

Your advantages

- ✓ Space-saving installation under the housing in the DIN rail
- ✓ Contact design enables electronics modules to be easily snapped on
- ✓ Power supply and communication without additional wiring
- ✓ Parallel and serial contacts for efficient signal and data transmission
- ✓ Fast module-to-module communication without additional wiring effort
- ✓ Efficient connection between the individual housings of the ICS and ME-IO series



Key Commercial Data

Packing unit	10 pc
Minimum order quantity	10 pc
GTIN	 4 055626 382173
GTIN	4055626382173

Technical data

Item properties

Brief article description	DIN rail bus connectors
Range of articles	TBUS-8-2..-PS
Pitch	2.54 mm
Number of positions	8

Electrical parameters

Nominal current	6 A (parallel contacts)
	4 A (Serial contacts)
Nom. voltage	32 V
Rated voltage (III/2)	32 V

DIN rail bus connectors - TBUS8-20,0-PPPPSS-7035 - 2202892

Technical data

Electrical parameters

Rated voltage (II/2)	32 V
Rated surge voltage (III/2)	1.5 kV
Rated surge voltage (II/2)	1.5 kV

Material data - contact

Contact material	Cu alloy
Surface characteristics	Completely gold-plated

Material data - housing

Housing color	light grey (7035)
Insulating material	PA
Insulating material group	I
CTI according to IEC 60112	600
Flammability rating according to UL 94	V0

Dimensions for the product

Length [l]	16.3 mm
Width [w]	24.3 mm
Height [h]	37.15 mm
Pitch	2.54 mm

Dimensions for PCB design

PCB thickness	1.4 mm ... 1.8 mm
---------------	-------------------

Packaging information

Type of packaging	packed in cardboard
Pieces per package	10
Denomination packing units	Pcs.
Outer packaging type	Carton

General product information

Type of note	Recommendation
Note	Material of contact pads for bus connector, galvanic gold (hard gold)

Ambient conditions

Ambient temperature (storage/transport)	-40 °C ... 55 °C
Ambient temperature (assembly)	-5 °C ... 100 °C
Ambient temperature (operation)	-40 °C ... 105 °C (dependent on the derating curve)
Relative humidity (storage/transport)	30 % ... 70 %

Air clearances and creepage distances

Clearances and creepage distances	IEC 60664-1:2007-04
Specification	IEC 60664-1:2007-04
Minimum clearance - inhomogeneous field (III/2)	0.5 mm
Minimum clearance - inhomogeneous field (II/2)	0.5 mm

DIN rail bus connectors - TBUS8-20,0-PPPPSS-7035 - 2202892

Technical data

Air clearances and creepage distances

Minimum creepage distance value (III/2)	0.53 mm
Minimum creepage distance value (II/2)	0.53 mm

Current carrying capacity / derating curves

Caption	Type: TBUS8-20,0(25,0)-...
---------	----------------------------

Mechanical test group (A)

Test specification	IEC 61984:2008-10
Visual inspection	IEC 60512-1-1:2002-02
Dimension check	IEC 60512-1-2:2002-02
Insertion and withdrawal force	IEC 60512-13-2:2006-02
No. of cycles	25
Insertion strength per pos. approx.	2.8 N
Withdraw strength per pos. approx.	2.5 N
Polarization and coding	IEC 60512-13-5:2006-02
Contact holder in insert	IEC 60512-15-1:2008-05

Life cycle test group (B)

Specification	IEC 60512-9-1:2010-03
Contact resistance R ₁	3.7 mΩ
Insertion/withdrawal cycles	25
Contact resistance R ₂	3.85 mΩ
Impulse withstand voltage at sea level	1.75 kV

Thermal tests (C)

Specification	IEC 60512-5-1:2002-02
Number of positions	8

Climatic test group (D)

Specification	DIN 50018:2013-05
Cold stress	-40 °C/2 h
Thermal stress	100 °C/168 h
Corrosive stress	0.2 dm ³ SO ₂ on 300 dm ³ /40 °C/1 cycle
Impulse withstand voltage at sea level	1.75 kV
Power-frequency withstand voltage	0.84 kV

Degree of protection test group (E)

Specification	IEC 61984:2008-10
Result, degree of protection, IP code	Finger safety with IP20 test finger

Mechanical strength/tumbling barrel

Specification	IEC 60998-1:2002-12
Number of drop cycles	50

Vibration test

DIN rail bus connectors - TBUS8-20,0-PPPPSS-7035 - 2202892

Technical data

Vibration test

Specification	IEC 60068-2-6:2007-12
Frequency	10 - 150 - 10 Hz
Sweep speed	1 octave/min
Amplitude	0.15 mm (10 - 58.1 Hz)
Acceleration	2g (58.1 - 150 Hz)
Test duration per axis	2.5 h
Test directions	X-, Y- and Z-axis (pos. and neg.)

Shocks

Specification	IEC 60068-2-27:2008-02
Pulse shape	Semi-sinusoidal
Acceleration	15g
Shock duration	11 ms
Number of shocks per direction	3
Test directions	X-, Y- and Z-axis (pos. and neg.)

Test for assessing the risk of fire (glow wire)

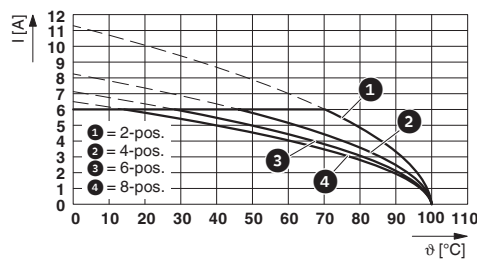
Specification	IEC 60695-2-10:2013-04
Temperature	850 °C
Time of exposure	30 s

Environmental Product Compliance

China RoHS	Environmentally friendly use period: unlimited = EFUP-e
	No hazardous substances above threshold values

Drawings

Diagram



Type: TBUS8-20,0(25,0)-...

Classifications

eCl@ss

eCl@ss 10.0.1	27440402
eCl@ss 11.0	27460201

DIN rail bus connectors - TBUS8-20,0-PPPPSS-7035 - 2202892

Classifications

eCl@ss

eCl@ss 4.0	27260700
eCl@ss 4.1	27260700
eCl@ss 5.0	27260700
eCl@ss 5.1	27260700
eCl@ss 6.0	27260700
eCl@ss 7.0	27440309
eCl@ss 9.0	27440402

ETIM

ETIM 6.0	EC002638
ETIM 7.0	EC002637

UNSPSC

UNSPSC 18.0	39121409
UNSPSC 19.0	39121409
UNSPSC 20.0	39121409
UNSPSC 21.0	39121400

Approvals


Approvals

Approvals

UL Recognized / cUL Recognized / EAC / IECCEB Scheme / VDE Zeichengenehmigung / cULus Recognized

Ex Approvals

Approval details

UL Recognized		http://database.ul.com/cgi-bin/XYV/template/LISEXT/1FRAME/index.htm E118976-20151204
Nominal voltage UN	29.9 V	
Nominal current IN	6 A	

DIN rail bus connectors - TBUS8-20,0-PPPPSS-7035 - 2202892

Approvals

cUL Recognized		http://database.ul.com/cgi-bin/XYV/template/LISEXT/1FRAME/index.htm E118976-20151204
Nominal voltage UN	29.9 V	
Nominal current IN	4 A	

EAC		B.01687
-----	--	---------

IECEE CB Scheme		http://www.iecee.org/	DE1-62506
Nominal voltage UN	32 V		
Nominal current IN	6 A		

VDE Zeichengenehmigung		http://www2.vde.com/de/Institut/Online-Service/VDE-gepruefteProdukte/Seiten/Online-Suche.aspx	40050612
Nominal voltage UN	32 V		
Nominal current IN	6 A		

cULus Recognized	
------------------	--

Phoenix Contact 2022 © - all rights reserved
<http://www.phoenixcontact.com>

PHOENIX CONTACT GmbH & Co. KG
 Flachsmarktstr. 8
 32825 Blomberg
 Germany
 Tel. +49 5235 300
 Fax +49 5235 3 41200
<http://www.phoenixcontact.com>

单击下面可查看定价，库存，交付和生命周期等信息

[>>Phoenix Contact \(菲尼克斯\)](#)