


MINI COMBICON

Spring Cage Plugs FK-MCP 1,5/...-ST-3,5

3.5 mm Pitch

With the FK-MCP 1,5/...-ST, the conductor is connected to the socket strip by means of spring cage connection. The plug can be combined with all MC headers with a 3.5 or 3.81 mm pitch (for 3.81 mm pitch, see COMBICON catalog).


The terminal block can be operated from the front by taking a screwdriver to the opening lever. A test connection for a 1.2 mm \varnothing test pin is also integrated. In order to ensure a vibration-resistant connection with headers with a threaded flange, the plugs are also available with a screw flange.



MINI COMBICON

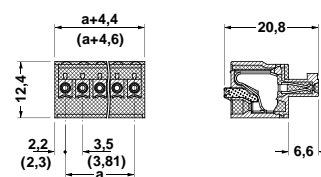
Spring Cage Plugs, 3.5 mm Pitch

FK-MCP 1,5/...-ST-3,5




COMBICON plug connectors may only be actuated in the no-load condition. If smaller loads need to be switched for operational reasons, experimental values are available on request.

Description	No of pos.	Dim. a [mm]	Type	Order No.	Pcs./Pkt.
Plugs, 3.5 mm pitch, color: green, For plugs with a 3.81 mm pitch, see COMBICON catalog.	2	3.5	FK-MCP 1,5/2-ST-3,5	19 39 91 8	50
	3	7	FK-MCP 1,5/3-ST-3,5	19 39 92 1	
	4	10.5	FK-MCP 1,5/4-ST-3,5	19 39 93 4	
	5	14	FK-MCP 1,5/5-ST-3,5	19 39 94 7	
	6	17.5	FK-MCP 1,5/6-ST-3,5	19 39 95 0	
	7	21	FK-MCP 1,5/7-ST-3,5	19 39 96 0	
	8	24.5	FK-MCP 1,5/8-ST-3,5	19 39 96 3	
	9	28	FK-MCP 1,5/9-ST-3,5	19 39 97 6	
	10	31.5	FK-MCP 1,5/10-ST-3,5	19 39 98 9	
	11	35	FK-MCP 1,5/11-ST-3,5	19 39 99 2	
	12	38.5	FK-MCP 1,5/12-ST-3,5	19 40 00 4	
	13	42	FK-MCP 1,5/13-ST-3,5	19 40 01 7	
	14	45.5	FK-MCP 1,5/14-ST-3,5	19 40 02 0	
	15	49	FK-MCP 1,5/15-ST-3,5	19 40 03 3	
	16	52.5	FK-MCP 1,5/16-ST-3,5	19 40 04 6	
	17	56	FK-MCP 1,5/17-ST-3,5	19 40 05 9	
	18	59.5	FK-MCP 1,5/18-ST-3,5	19 40 06 2	
	19	63	FK-MCP 1,5/19-ST-3,5	19 40 07 5	
	20	66.5	FK-MCP 1,5/20-ST-3,5	19 40 08 8	
	(1) Marker card , with 14 pcs. 10-section marker strips, white, self-adhesive, for 140 terminal blocks			SK 3,5/2,8 (see COMBICON catalog)	
Technical data					
Dimensions			see description		
Pitch	[mm]		3.5		
Hole diameter	[mm]		—		
Pin dimensions	[mm]x[mm]		—		
Technical data in acc. with IEC/ DIN VDE					
Insulating material group			I		
Surge voltage category / contamination class	—/—		III / 3	III / 2	II / 2
Rated voltage	[V]		160	160	320
Rated surge voltage	[kV]		2.5	2.5	2.5
Nominal current / cross section	[A]/[mm ²]		8 / 1.5		
Maximum load current / cross section	[A]/[mm ²]		8 / 1.5		
Connection capacity					
Solid / stranded / conductor sizes	[mm ²]/[mm ²]/AWG		0.14 - 1.5 / 0.14 - 1.5 / 28 - 16		
Stranded with ferrule without / with plastic sleeve	[mm ²]		0.25 - 1.5 / 0.25 - 0.5		
Multiple connection (2 conductors with same cross section)					
Solid / stranded	[mm ²]		—		
Stranded with ferrules without plastic sleeve	[mm ²]		—		
Stranded with TWIN ferrule with plastic sleeve	[mm ²]		—		
Stripping length	[mm]		9		
Internal cylindrical gauge (IEC 60 947-1)			A1		
Thread			—		
Torque	[Nm]		—		
Insulating material			PA		
Inflammability class in acc. with UL 94			V0		
Approval data (UL/CUL and CSA)					
Nominal voltage / current / conductor sizes	UL/CUL: [V]/[A]/AWG CSA: [V]/[A]/AWG		300 / 8 / 28 - 16 300 / 8 / 28 - 16		

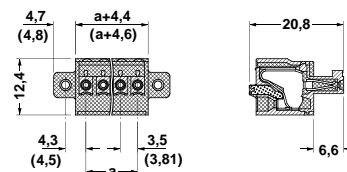


MINI COMBICON
Spring Cage Plugs with Screw Flange
3.5 mm Pitch
FK-MCP 1,5/...-STF-3,5



COMBICON plug connectors may only be actuated in the no-load condition. If smaller loads need to be switched for operational reasons, experimental values are available on request.

Description	No of pos.	Dim. a [mm]	Type	Order No.	Pcs./Pkt.
Plugs, 3.5 mm pitch, with screw flange, color: green,	2	3.5	FK-MCP 1,5/2-STF-3,5	19 40 09 1	50
For plugs with a 3.81 mm pitch, see COMBICON catalog.	3	7	FK-MCP 1,5/3-STF-3,5	19 40 10 1	
	4	10.5	FK-MCP 1,5/4-STF-3,5	19 40 11 4	
	5	14	FK-MCP 1,5/5-STF-3,5	19 40 12 7	
	6	17.5	FK-MCP 1,5/6-STF-3,5	19 40 13 0	
	7	21	FK-MCP 1,5/7-STF-3,5	19 40 14 3	
	8	24.5	FK-MCP 1,5/8-STF-3,5	19 40 15 6	
	9	28	FK-MCP 1,5/9-STF-3,5	19 40 16 9	
	10	31.5	FK-MCP 1,5/10-STF-3,5	19 40 17 2	
	11	35	FK-MCP 1,5/11-STF-3,5	19 40 18 5	
	12	38.5	FK-MCP 1,5/12-STF-3,5	19 40 19 8	
	13	42	FK-MCP 1,5/13-STF-3,5	19 40 20 8	
	14	45.5	FK-MCP 1,5/14-STF-3,5	19 40 21 1	
	15	49	FK-MCP 1,5/15-STF-3,5	19 40 22 4	
	16	52.5	FK-MCP 1,5/16-STF-3,5	19 40 23 7	
	17	56	FK-MCP 1,5/17-STF-3,5	19 40 24 0	
	18	59.5	FK-MCP 1,5/18-STF-3,5	19 40 25 3	
	19	63	FK-MCP 1,5/19-STF-3,5	19 40 26 6	
	20	66.5	FK-MCP 1,5/20-STF-3,5	19 40 27 9	
(1) Marker card, with 14 pcs. 10-section marker strips, white, self-adhesive, for 140 terminal blocks			SK 3,5/2,8 (see COMBICON catalog)		
Technical data					
Dimensions			see description		
Pitch	[mm]		3.5		
Hole diameter	[mm]		-		
Pin dimensions	[mm]x[mm]		-		
Technical data in acc. with IEC/ DIN VDE					
Insulating material group			I		
Surge voltage category / contamination class			III / 3	III / 2	II / 2
Rated voltage	[V]		160	160	320
Rated surge voltage	[kV]		2.5	2.5	2.5
Nominal current / cross section	[A]/[mm ²]		8 / 1.5		
Maximum load current / cross section	[A]/[mm ²]		8 / 1.5		
Connection capacity					
Solid / stranded / conductor sizes	[mm ²]/[mm ²]/AWG		0.14 - 1.5 / 0.14 - 1.5 / 28 - 16		
Stranded with ferrule without / with plastic sleeve	[mm ²]		0.25 - 1.5 / 0.25 - 0.5		
Multiple connection (2 conductors with same cross section)					
Solid / stranded	[mm ²]		—		
Stranded with ferrules without plastic sleeve	[mm ²]		—		
Stranded with TWIN ferrule with plastic sleeve	[mm ²]		—		
Stripping length	[mm]		9		
Internal cylindrical gauge (IEC 60 947-1)			A1		
Thread			—		
Torque	[Nm]		—		
Insulating material			PA		
Inflammability class in acc. with UL 94			V0		
Approval data (UL/CUL and CSA)					
Nominal voltage / current / conductor sizes	UL/CUL: [V]/[A]/AWG		300 / 8 / 28 - 16		
	CSA: [V]/[A]/AWG		300 / 8 / 28 - 16		



单击下面可查看定价，库存，交付和生命周期等信息

[>>Phoenix Contact\(菲尼克斯\)](#)