


## Contact insert set - VC-AR4/5M-S88888-SET - 1607431

Please be informed that the data shown in this PDF Document is generated from our Online Catalog. Please find the complete data in the user's documentation. Our General Terms of Use for Downloads are valid (<http://phoenixcontact.com/download>)



Contact insert, Range of articles: VARIOCON, Contact insert set, type: VC4, housing material: PA 6.6, number of positions: 40, min. conductor cross section: 0.14 mm<sup>2</sup>, max. conductor cross section: 1.5 mm<sup>2</sup>, rated voltage: 160, rated current: 10 A, Type of contact: Pin. Connectors may only be connected/disconnected when under no load.


The figure shows the 40-pos.  
version

### Your advantages

- ✓ Compact design
- ✓ Universal connection
- ✓ Proven COMBICON technology
- ✓ Can be keyed to prevent incorrect connection



### Key Commercial Data

Packing unit	5 pc
GTIN	 4 017918 941147
GTIN	4017918941147

### Technical data

#### General

Note	Connectors may only be connected/disconnected when under no load.
Connection technology	Screw connection
	Screw connection
Tightening torque	0.22 Nm ... 0.25 Nm
	0.22 Nm ... 0.25 Nm (Screw terminal blocks)
Degree of pollution	3
Number of positions	39+PE
Insertion/withdrawal cycles	≥ 100
Size	VC4
Conductor cross section solid min.	0.14 mm <sup>2</sup>
Conductor cross section solid max.	1.5 mm <sup>2</sup>

# Contact insert set - VC-AR4/5M-S88888-SET - 1607431

## Technical data

### General

Conductor cross section flexible min.	0.14 mm <sup>2</sup>
Conductor cross section flexible max.	0.75 mm <sup>2</sup>
Conductor cross section	0.14 mm <sup>2</sup> ... 1.5 mm <sup>2</sup>
Connection cross section AWG	30 ... 14
Stripping length of the individual wire	7 mm

### Ambient conditions

Ambient temperature (operation)	-40 °C ... 100 °C
---------------------------------	-------------------

### Material data

Housing material	PA 6.6
Contact material	CuMg
Contact surface material	Tin-plated
Contact carrier material	PA 6.6

### Electrical characteristics

Rated voltage (III/3)	160 V
Nominal voltage U <sub>N</sub>	160 V
Rated surge voltage	2.5 kV
	2.5 kV
Rated surge voltage (III/3)	2.5 kV
Rated current	10 A
	10 A
Nominal current I <sub>N</sub>	10 A

### Standards and Regulations

Halogen-free	no
Safety note	WARNING: The connectors may not be plugged in or disconnected under load. Ignoring the warning or improper use may damage persons and/or property.
	• WARNING: Commission properly functioning products only. The products must be regularly inspected for damage. Decommission defective products immediately. Replace damaged products. Repairs are not possible.
	• WARNING: Only electrically qualified personnel may install and operate the product. They must observe the following safety notes. The qualified personnel must be familiar with the basics of electrical engineering. They must be able to recognize and prevent danger. The relevant symbol on the packaging indicates that only personnel familiar with electrical engineering are allowed to install and operate the product.
	• The products are suitable for applications in plant, controller, and electrical device engineering.
	• When operating the connectors in outdoor applications, they must be separately protected against environmental influences.
	• Assembled products may not be manipulated or improperly opened.
	• Only use mating connectors that are specified in the technical data of the standards listed (e.g. the ones listed in the product accessories online at phoenixcontact.com/products).

## Contact insert set - VC-AR4/5M-S88888-SET - 1607431

### Technical data

#### Standards and Regulations

	<ul style="list-style-type: none"> <li>When using the product in direct connection with third-party manufacturers, the user is responsible.</li> </ul>
	<ul style="list-style-type: none"> <li>For operating voltages &gt; 50 V AC, conductive connector housings must be grounded</li> </ul>
	<ul style="list-style-type: none"> <li>Ensure that the protective or functional ground has been properly connected.</li> </ul>
	<ul style="list-style-type: none"> <li>VDE 0100/1.97 § 411.1.3.2 and DIN EN 60 204/11.98 § 14.1.3 are applicable when combining several circuits in a cable and/or connector</li> </ul>
	<ul style="list-style-type: none"> <li>Observe the corresponding technical data. You will find information:                             <ul style="list-style-type: none"> <li>On the product</li> <li>On the packing label</li> <li>In the supplied documentation</li> <li>Online at <a href="https://www.phoenixcontact.com/products">phoenixcontact.com/products</a> under the product</li> </ul> </li> </ul>
	<ul style="list-style-type: none"> <li>Only use tools recommended by Phoenix Contact</li> </ul>
	<ul style="list-style-type: none"> <li>The installation notes/Design In documents online on the download page at <a href="https://www.phoenixcontact.com/products">phoenixcontact.com/products</a> must be observed for this product.</li> </ul>
	<ul style="list-style-type: none"> <li>Use a protective cap to protect connectors that are not in use. The suitable accessories are available online in the accessory section of the product at <a href="https://www.phoenixcontact.com/products">phoenixcontact.com/products</a></li> </ul>
	<ul style="list-style-type: none"> <li>Operate the connector only when it is fully plugged in.</li> </ul>
	<ul style="list-style-type: none"> <li>Ensure that when laying the cable, the tensile load on the connectors does not exceed the upper limit specified in the standards.</li> </ul>
	<ul style="list-style-type: none"> <li>Observe the minimum bending radius of the cable. Lay the cable without twisting it.</li> </ul>
	<ul style="list-style-type: none"> <li>The connector warms up in normal operation. Depending on the ambient conditions, the surface of the connector can continue to warm up. In this case, the user is responsible for posting warnings (e.g. DIN EN ISO 13732-1:2008-12).</li> </ul>

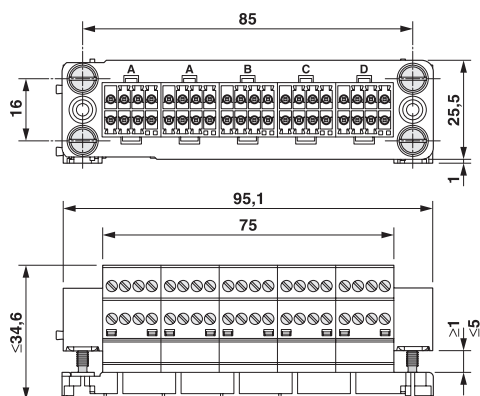
#### Environmental Product Compliance

China RoHS	Environmentally Friendly Use Period = 50 years
	For information on hazardous substances, refer to the manufacturer's declaration available under "Downloads"

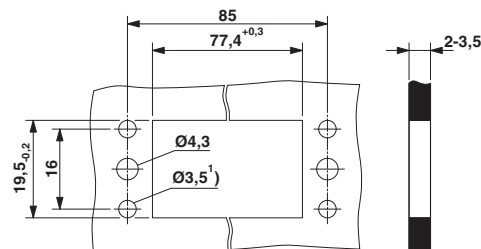
### Drawings

## Contact insert set - VC-AR4/5M-S88888-SET - 1607431

Dimensional drawing



Dimensional drawing



Contact insert

### Classifications

eCl@ss

eCl@ss 10.0.1	27440205
eCl@ss 11.0	27440223
eCl@ss 4.0	27260700
eCl@ss 4.1	27260700
eCl@ss 5.0	27260700
eCl@ss 5.1	27261200
eCl@ss 6.0	27261200
eCl@ss 7.0	27440205
eCl@ss 9.0	27440205

ETIM

ETIM 2.0	EC001121
ETIM 3.0	EC001121
ETIM 4.0	EC001121
ETIM 6.0	EC000438
ETIM 7.0	EC003557

UNSPSC

UNSPSC 6.01	30211923
UNSPSC 7.0901	39121522
UNSPSC 11	39121522
UNSPSC 12.01	39121522
UNSPSC 13.2	39121522
UNSPSC 18.0	39121522
UNSPSC 19.0	39121522
UNSPSC 20.0	39121522

## Contact insert set - VC-AR4/5M-S88888-SET - 1607431

### Classifications

#### UNSPSC

UNSPSC 21.0	39121400
-------------	----------

### Approvals


#### Approvals

#### Approvals

#### EAC

#### Ex Approvals

### Approval details

EAC		B.01687
-----	--	---------

Phoenix Contact 2022 © - all rights reserved  
<http://www.phoenixcontact.com>

PHOENIX CONTACT GmbH & Co. KG  
Flachsmarktstr. 8  
32825 Blomberg  
Germany  
Tel. +49 5235 300  
Fax +49 5235 3 41200  
<http://www.phoenixcontact.com>

单击下面可查看定价，库存，交付和生命周期等信息

[>>Phoenix Contact\(菲尼克斯\)](#)