


Data sheet

Order No.: 1156889

Type: FQ 2,54D/ 30-SV-1020-1-BT

SMD socket, Reflow soldering



The figure shows the 10-pos. version

1 Main features



• No. of pos.	30	• Nominal current	3 A
• Test voltage	500 V AC	• Mounting type	SMD soldering
• Color	black (9005)	• Connection direction	90 °
• Pitch	2.54 mm	• Type of packaging	Tube magazine

2 Your advantages

- ✓ Reliable mechanical and electrical connections thanks to the double-sided contact system
- ✓ Designed for integration into the SMT soldering process
- ✓ Clear and cost-optimized design
- ✓ Suitable for a multitude of applications
- ✓ Stacked, coplanar or orthogonal PCB connections enable maximum flexibility in the device



Make sure you always use the latest documentation.


It can be downloaded at: phoenixcontact.net/product/1156889

3 Table of contents

1	Main features.....	1
2	Your advantages	1
3	Table of contents	2
4	3D model in PDF can be activated (Acrobat Reader only).....	3
5	General Technical Data	4
6	Mounting.....	5
7	Dimensions.....	6
8	Series drawing.....	7
9	Product notes	8
10	Packaging information	8
11	Blister drawing.....	9
12	Application.....	10
13	General tests	11
14	Mechanical tests.....	12
15	Electrical tests	13
16	Current carrying capacity/derating curves	14
17	Commercial Data.....	15
18	Combination tests.....	16

1156889 FQ 2,54D/ 30-SV-1020-1-BT

4 3D model in PDF can be activated (Acrobat Reader only)



1156889 FQ 2,54D/ 30-SV-1020-1-BT**5 General Technical Data****5.1 item properties**

Order No.	1156889
Type	FQ 2,54D/ 30-SV-1020-1-BT
Connector system	FINEPITCH FQ 2,54
Product type	SMD socket
Type of contact	Female connector
Range of articles	FQ 2,54D/...-SV
Pitch	2.54 mm
Number of positions	30
Number of levels	2
Type of locking	without
Mounting type	SMD soldering
Connection direction of the connector to the PCB	90 °
Pin layout	Linear pad geometry

1156889 FQ 2,54D/ 30-SV-1020-1-BT**6 Mounting****6.1 Flange mounting**

Type of locking	without
-----------------	---------

6.2 Material of metal parts

Note	WEEE/RoHS-compliant, whisker-free acc. to IEC 60068-2-82/JEDEC JESD 201
Contact material	Cu alloy
Surface contact area	Nickel (Ni) , Gold (Au)
Soldering area surface	Tin (Sn)
Surface characteristics	Selective coating
Insulating material data	Housing
Color	black (9005)
Insulating material	PA
Insulating material group	I
CTI according to IEC 60112	600
Flammability rating according to UL 94	V0

1156889 FQ 2,54D/ 30-SV-1020-1-BT**7 Dimensions****7.1 Dimensions for the product**

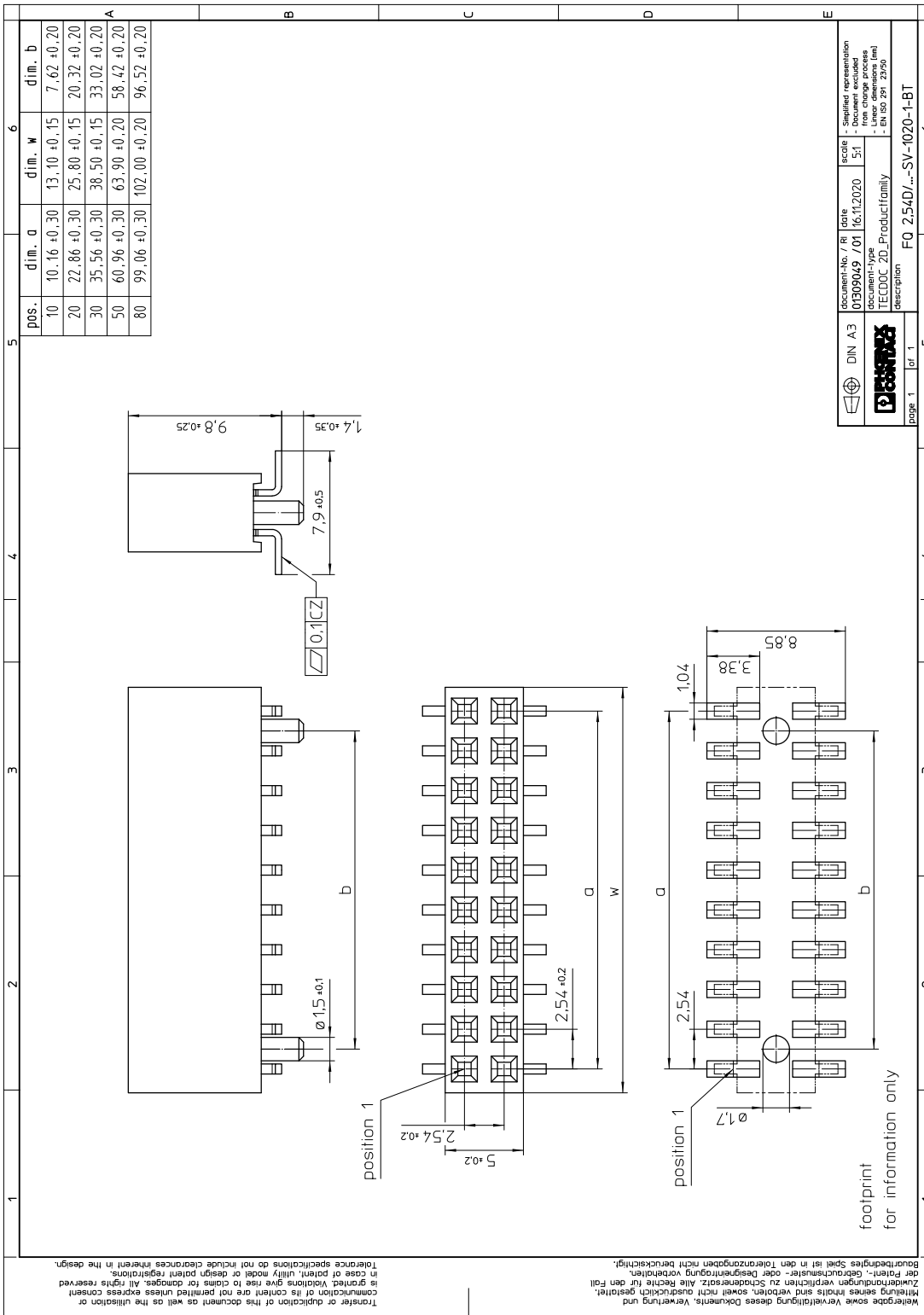
Length	7.9 mm
Width	38.5 mm
Total height	11.2 mm
Installed height	9.8 mm
Coplanarity	≤ 0.1 mm

7.2 Dimensions for the application

Contact cover	0.4 mm
Overlap length	1.3 mm
Stacking height	13.6 mm Tolerance: +1.3 mm (in combination with Range of articles:FQ 2,54D/ ...-PV)

1156889 FQ 2,54D/ 30-SV-1020-1-BT

8 Series drawing



DIN A3	document-No. / Ri	date	scale	representation
	01909049 / 01	16.11.2020	5:1	Simplified representation
	document-type			from change process
	TECDOC 2D_Productfamily			Linear dimensions (mm)
	description			EN ISO 299, 2950
page 1	of 1			FQ 2,54D/...-SV-1020-1-BT

Wiedergabe sowie Vervielfältigung dieses Dokuments, Verwertung und
 Weitergabe im Inland und Ausland, sowie die Verbreitung durch
 elektronische Medien, ist ohne schriftliche Genehmigung der Phoenix
 Contact AG. Die Phoenix Contact AG übernimmt keine Haftung für
 die Richtigkeit der Angaben. Alle Rechte vorbehalten. Änderungen
 vorbehalten. Die Phoenix Contact AG ist für den Fall der
 Haftung, Gebrauchsfehler oder Designänderungen nicht
 haftbar. Die Phoenix Contact AG ist für den Fall der Haftung,
 Gebrauchsfehler oder Designänderungen nicht haftbar.
 Transfer or duplication of this document as well as the utilization or
 communication of its content are not permitted unless express consent
 is granted. Violations give rise to claims for damages. All rights reserved
 in case of patent, utility model or design patent registrations.
 Tolerance specifications do not include clearances inherent in the design.

footprint
for information only

9 Product notes

9.1 General information

Notes on operation

The permissible voltage during operation depends on the application, taking into consideration the air clearances and creepage distances within the scope of insulation requirements in accordance with IEC 60664-1.

10 Packaging information

Type of packaging

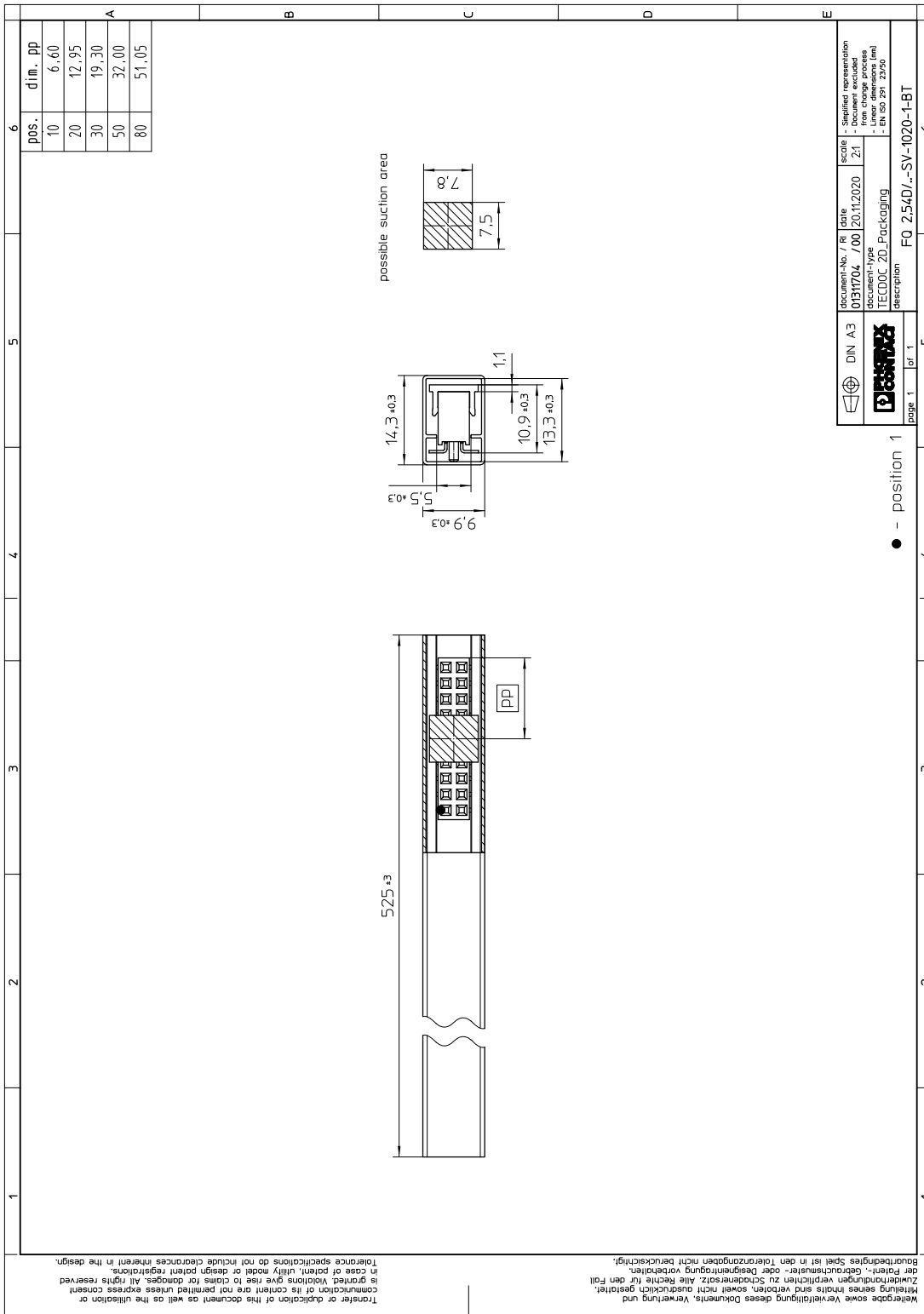
Tube magazine

Pieces per package

130

1156889 FQ 2,54D/ 30-SV-1020-1-BT

11 Blister drawing



12 Application

12.1 Temperature limit values

Ambient temperature (storage/transport)	-40 °C ... 70 °C
Ambient temperature (assembly)	-5 °C ... 100 °C
Ambient temperature (operation)	-40 °C ... 125 °C

1156889 FQ 2,54D/ 30-SV-1020-1-BT

13 General tests

13.1 Specification

Brief description

Board-to-board connectors

14 Mechanical tests

14.1 Insertion and withdrawal force per contact

Insertion and withdrawal force per contact	
	≤ 2.9 N
Specification	
	IEC 60512-9-1:2010-03 (following)
	100 Insertion/withdrawal cycles

1156889 FQ 2,54D/ 30-SV-1020-1-BT**15 Electrical tests**

Nominal current at 20 °C	3 A IEC 60512-5-2:2002-02 (80-pos.)
Test voltage	500 V AC IEC 60512-4-1:2003

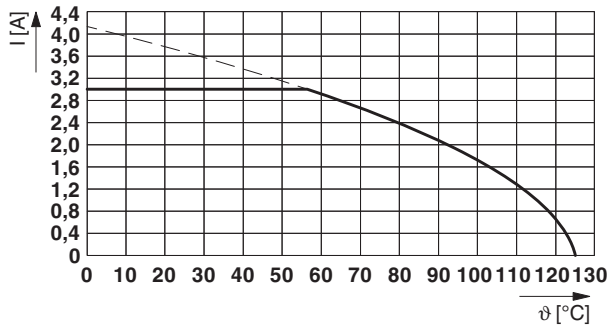
15.1 Air and creepage distances

Minimum value for clearance and creepage distance	0.4 mm
---	--------

1156889 FQ 2,54D/ 30-SV-1020-1-BT**16 Current carrying capacity/derating curves**

Specification	IEC 60512-5-2:2002-02
Note	max. 3 A at 20°C (80-pos.)
Reduction factor	0.8

Type: FQ 2,54D/...-SV-1020-1-BT with FQ 2,54D/...-PV- 380-1-BT

**16.1 Insulation resistance**

Insulation resistance	> 1 G Ω , (IEC 60512-3-1:2002-02)
-----------------------	--

16.2 forward resistance

Contact resistance	≤ 30 m Ω , (IEC 60512-2-1:2002-02)
--------------------	--

16.3 Vibration test

Specification	IEC 60068-2-6:2007-12
Result	Test passed
Frequency	10 - 55 - 10 Hz
Sweep speed	1 octave/min
Amplitude	1.52 mm
Acceleration	181 m/s ²
Test duration per axis	2 h
Test directions	X-, Y- and Z-axis
Note	


1156889 FQ 2,54D/ 30-SV-1020-1-BT

17 Commercial Data

Order No.	1156889
Type	FQ 2,54D/ 30-SV-1020-1-BT
Pieces per package	130
Net weight	2.22 g
GTIN	4063151159078
	Information that applies locally, see link on page 1

1156889 FQ 2,54D/ 30-SV-1020-1-BT

18 Combination tests

**FQ 2,54D/...-SV****FQ 2,54D/...-PV****Mechanical tests**

Insertion/withdrawal force per position

approx. 2.9 N / 2.9 N

Durability testsContact resistance R_1 20 m Ω

Insertion/withdrawal cycles

100

Contact resistance R_2 30 m Ω

Test voltage

500 V AC

Insulation resistance
Requirements > 5 M Ω > 1 G Ω **Thermal tests**

Tested number of positions

80

Test current

3 A

单击下面可查看定价，库存，交付和生命周期等信息

[>>Phoenix Contact\(菲尼克斯\)](#)