

Network cable - SAC-4P-MRDC1/2,0-937/MRDC4 SCO - 1404338

Please be informed that the data shown in this PDF Document is generated from our Online Catalog. Please find the complete data in the user's documentation. Our General Terms of Use for Downloads are valid (<http://download.phoenixcontact.com>)



Network cable, PROFINET, 4-position, RADOX® GKW S, Black RAL 9005, shielded, Plug angled M12 SPEEDCON / IP65, Coding: D, on Plug angled M12 SPEEDCON / IP65, Coding: D, Cable length: 2 m, Outlet direction C1 and C4, Product tested according to customer specification/rail application



Key commercial data

Packing unit	1 PCE
Minimum order quantity	50 PCE
GTIN	 4 046356 691970
Custom tariff number	85444290
Country of origin	GERMANY

Technical data

Dimensions

Length of cable	2 m
-----------------	-----

Ambient conditions

Degree of protection	IP65
----------------------	------

General data

Rated current at 40°C	4 A
Rated voltage	250 V
Number of positions	4
Signal type/category	PROFINET CAT5 (IEC 11801:2002) PROFINET CAT5e (TIA 568B:2001)
Standards/regulations	M12 connector IEC 61076-2-101
Surge voltage category	II
Pollution degree	3

Network cable - SAC-4P-MRDC1/2,0-937/MRDC4 SCO - 1404338

Technical data

Characteristics head 1

Head design	Plug angled M12 SPEEDCON / IP65
No. of positions (pin connector pattern)	4
Coding	D (Data)
Color	Black
Material (component)	CuSn (Contact)
	Ni/Au (Contact surface)
	PA (Contact carriers)
	TPU, hardly inflammable, self-extinguishing (Grip)
	Zinc die-cast, nickel-plated (Screw connection)
Shielded	Yes
Contact resistance	≤ 5 mΩ
Insulation resistance	≥ 100 MΩ
Insertion/withdrawal cycles	≥ 100 (Quantity: 500 with Phoenix Contact mating connector)
Torque	0.4 Nm
Ambient temperature (operation)	-40 °C ... 90 °C
Weight	15 g ±5 g

Cable

Cable type	PROFINET
Cable type (abbreviation)	937
Signal type/category	PROFINET CAT5 (IEC 11801:2002)
	PROFINET CAT5e (TIA 568B:2001)
Cable structure	1x4xAWG22/7; SF/TQ
Conductor cross section	4x 0.34 mm ²
AWG signal line	22
Conductor structure signal line	7x 0.25 mm
Core diameter including insulation	approx. 1.5 mm
Wire colors	White, yellow, blue, orange
Overall twist	Star quad
Shielding	Plastic-coated aluminum foil, tinned copper braided shield
External sheath, color	Black RAL 9005
Outer sheath thickness	approx. 1 mm
External cable diameter D	6.6 mm ±0.4 mm
Minimum bending radius, fixed installation	6 x D
Cable weight	70 g/m
Outer sheath, material	RADOX [®] GKW S
Material conductor insulation	RADOX [®] foam skin

Network cable - SAC-4P-MRDC1/2,0-937/MRDC4 SCO - 1404338

Technical data

Cable

Conductor material	silver-plated Cu litz wires
Conductor resistance	≤ 54 Ω/km
Working capacitance	≤ 65 pF (core-core)
	≤ 100 pF (core-shield)
Wave impedance	100 Ω ± 5 Ω (f = 100 MHz)
Shield attenuation	40 dB (30 MHz ≤ f ≤ 100 MHz)
Coupling resistance	200.00 mΩ/m (f ≤ 30 MHz)
Nominal voltage, cable	300 V
Test voltage, cable	2000 V
Special properties	Fire protection in rail vehicles GM/RT21120
	Fire protection in rail vehicles as per BS 6853 Cable inside vehicle: Cat. Ib, II/cable outside vehicle: Cat. Ia, Ib, II
	Fire protection in rail vehicles as per DIN 5510-2 Fire protection level 1,2,3,4
	Fire protection in rail vehicles NF F16-101 Category, int. A1, A2, B/ext. A1, A2, B
	Fire protection in rail vehicles NF F16-101 Class C/F0
Flame resistance	According to EN 60332-1-2
	According to EN 50266-2-5
Resistance to oil	as per EN 50306-3 section 4.8
Other resistance	Resistance to fuels EN 50306-3 Section 4.9/1.5 kV/1 minute
	Resistance to acids and alkalis EN 50306-3 Section 4.10/1.5 kV/1 minute
Concentration of fumes	According to BS 6853 Annex D
	According to EN 61034-2, IEC 61034-2
Ambient temperature (operation)	-40 °C ... 90 °C (cable, fixed installation)
	-25 °C ... 90 °C (cable, flexible installation)
Ambient temperature (installation)	-25 °C ... 90 °C

Classifications

eCl@ss

eCl@ss 4.0	27250313
eCl@ss 4.1	27250313
eCl@ss 5.0	27143423
eCl@ss 5.1	27061801
eCl@ss 6.0	27061801
eCl@ss 7.0	27061801
eCl@ss 8.0	27061801

Network cable - SAC-4P-MRDC1/2,0-937/MRDC4 SCO - 1404338

Classifications

ETIM

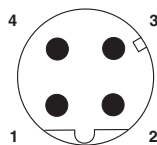
ETIM 3.0	EC001855
ETIM 4.0	EC001855
ETIM 5.0	EC000830

UNSPSC

UNSPSC 6.01	31251501
UNSPSC 7.0901	31251501
UNSPSC 11	31251501
UNSPSC 12.01	31251501
UNSPSC 13.2	31251501

Drawings

Schematic diagram



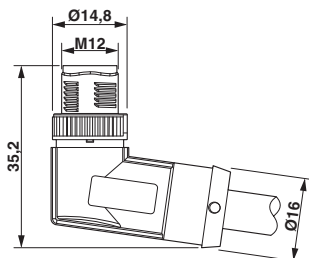
Pin assignment M12 male connector, 4-pos., D-coded, male side

Cable cross section




PROFINET [937]

Dimensioned drawing



Plug M12 SPEEDCON, angled, shielded

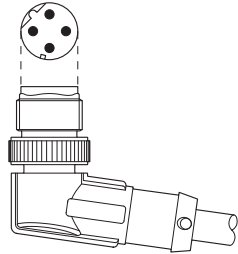
Circuit diagram



Contact assignment of the M12 plugs

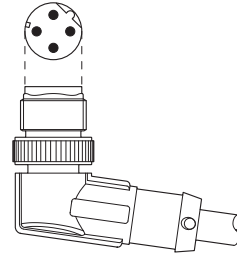
Network cable - SAC-4P-MRDC1/2,0-937/MRDC4 SCO - 1404338

Schematic diagram



Alignment of the connector pin assignment (C1)

Schematic diagram



Alignment of the connector pin assignment (C4)

单击下面可查看定价，库存，交付和生命周期等信息

[>>Phoenix Contact \(菲尼克斯\)](#)