

## Power distributor - SACB-4/T-L-8FUSE DIAG CT AXL - 1411048

Please be informed that the data shown in this PDF Document is generated from our Online Catalog. Please find the complete data in the user's documentation. Our General Terms of Use for Downloads are valid (<http://phoenixcontact.com/download>)



Power distributor, Application: Power supply, Connection method: M12-SPEEDCON-socket Metal, Number of slots: 4, Number of positions: 4, Coding: T power, Slot assignment: single, Status indication: Yes, Universal; Master cable connection: Plug-in master cable connection 90°, Shielding: No, Diagnostics port, M12, A-coded, 12-pos.

### Product Features

- ✔ Safety in the field, thanks to molded housing and high degree of protection
- ✔ Save time, thanks to installation with SPEEDCON fast locking system
- ✔ Convenient: increased machine availability thanks to quick and easy diagnostics
- ✔ Flexible: distributor box with connector hood for on-site assembly



### Key Commercial Data

Packing unit	1 pc
Custom tariff number	85444290
Country of origin	Germany

### Technical data

#### General

Rated voltage	24 V DC
Max. operating voltage $U_{max}$	30.5 V DC
Current carrying capacity per I/O signal	10 A (M12 diagnostic socket for each channel max. 50 mA)
Current carrying capacity per slot	2x 9.25 A (at 40 °C)
Total rated current	70 A (at 40°C, observe the distribution of the current paths under load)
Protective circuit	Overload protection for the outputs Fuse in header
Number of positions	4
Number of slots	4
Flammability rating according to UL 94	V0
Sensor/actuator connection system	M12-SPEEDCON-socket

# Power distributor - SACB-4/T-L-8FUSE DIAG CT AXL - 1411048

## Technical data

### Ambient conditions

Degree of protection	IP66
	IP67
Ambient temperature (operation)	-25 °C ... 60 °C
Ambient temperature (storage/transport)	-25 °C ... 80 °C

### Local diagnostics function

Local diagnostics	Supply voltage per module Green LED
	Status display I/O Yellow LED

### Master cable data/connection data

Connection method	Plug-in master cable connection
Conductor cross section min. (energy)	2.5 mm <sup>2</sup>
Conductor cross section max. (energy)	6 mm <sup>2</sup>
Conductor cross section AWG min. (energy)	14
Conductor cross section AWG max. (energy)	10
External cable diameter min.	9 mm
External cable diameter max.	15.5 mm
Tightening torque, cover screw	0.6 Nm
Tightening torque, union nut	5 Nm
Tightening torque slot sensor/actuator cable	0.4 Nm

### Insulation material

Housing material	PBT
Material of the moulding mass	PUR
Contact material	Cu alloy
Contact surface material	pre-nickel plated, gold-plated
Contact carrier material	PA
Material of contact, master cable side	CU alloy
Material of contact surface, master cable side	Silver-plated
Material of the contact carrier on the master cable side	PC
Material of threaded sleeve	Zinc die-cast
Material of threaded sleeve surface	Nickel-plated
Sealing material	Viton (M12 socket)
	NBR (Master cable side)

## Classifications

eCl@ss

eCl@ss 5.1	27143423
------------	----------

# Power distributor - SACB-4/T-L-8FUSE DIAG CT AXL - 1411048

## Classifications

eCl@ss

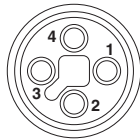
eCl@ss 6.0	27143423
eCl@ss 8.0	27279219

ETIM

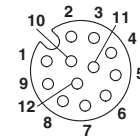
ETIM 5.0	EC002585
----------	----------

## Drawings

Schematic diagram



Schematic diagram



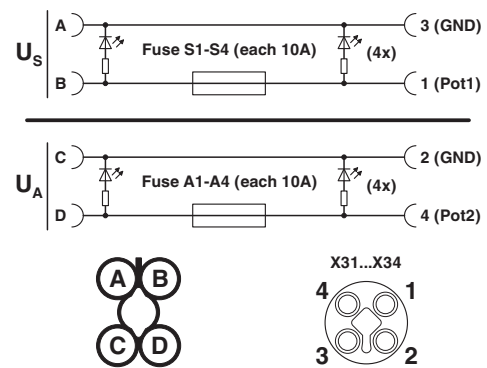
Connector pin assignment of M12 socket, 4-pos., T-coded, view of socket side

Pin assignment of M12 socket, 12-pos., A-coded, view of socket side, assignment: see connection drawing

Connection diagram

M12 DIAG	
1	+ 24 V
2	S3
3	S1
4	A1
5	A3
6	A4
7	A2
8	S4
9	S2
10	⏏
11	n.c
12	n.c

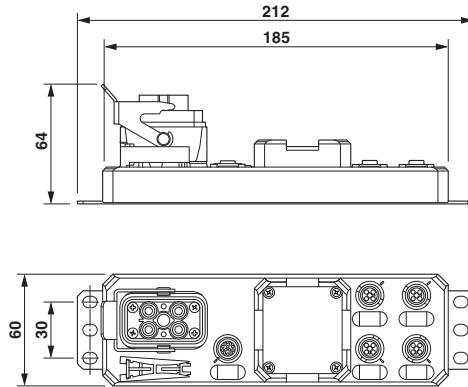
Circuit diagram



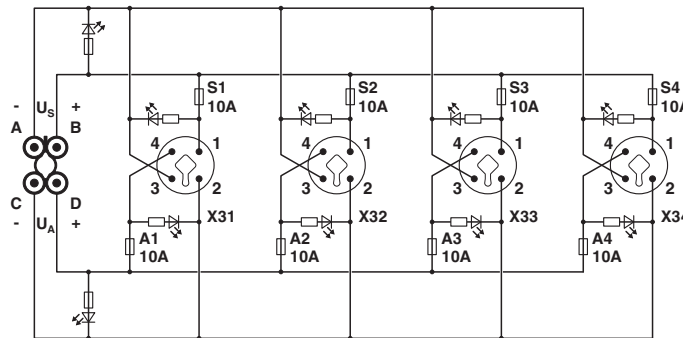
The fuses for the individual current paths can be monitored via the M12 diagnostics interface. Monitoring is via optocouplers and is therefore electrically isolated from the power distribution.

# Power distributor - SACB-4/T-L-8FUSE DIAG CT AXL - 1411048

Dimensional drawing



Circuit diagram



单击下面可查看定价，库存，交付和生命周期等信息

[>>Phoenix Contact\(菲尼克斯\)](#)