

## Feed-through terminal block - UK 6 N YE - 0719249

Please be informed that the data shown in this PDF Document is generated from our Online Catalog. Please find the complete data in the user's documentation. Our General Terms of Use for Downloads are valid (<http://phoenixcontact.com/download>)



Feed-through terminal block, Connection method: Screw connection, Number of positions: 1, Cross section: 0.2 mm<sup>2</sup> - 10 mm<sup>2</sup>, AWG: 24 - 8, Width: 8.2 mm, Color: yellow, Mounting type: NS 35/7,5, NS 35/15



### Key Commercial Data

Packing unit	1 pc
Minimum order quantity	50 pc
Weight per Piece (excluding packing)	13.83 g
Custom tariff number	85369010
Country of origin	China

### Technical data

#### General

Number of levels	1
Number of connections	2
Nominal cross section	6 mm <sup>2</sup>
Color	yellow
Insulating material	PA
Flammability rating according to UL 94	V0
Rated surge voltage	8 kV
Pollution degree	3
Overvoltage category	III
Insulating material group	I
Connection in acc. with standard	IEC 60947-7-1
Maximum load current	57 A (with 10 mm <sup>2</sup> conductor cross section)
Nominal current I <sub>N</sub>	41 A

## Feed-through terminal block - UK 6 N YE - 0719249

### Technical data

#### General

Nominal voltage $U_N$	800 V
Open side panel	ja
Number of positions	1

#### Dimensions

Width	8.2 mm
End cover width	1.8 mm
Length	42.5 mm
Height NS 35/7,5	47 mm
Height NS 35/15	54.5 mm
Height NS 32	52 mm

#### Connection data

Connection method	Screw connection
Connection in acc. with standard	IEC 60947-7-1
Conductor cross section solid min.	0.2 mm <sup>2</sup>
Conductor cross section solid max.	10 mm <sup>2</sup>
Conductor cross section AWG min.	24
Conductor cross section AWG max.	8
Conductor cross section flexible min.	0.2 mm <sup>2</sup>
Conductor cross section flexible max.	6 mm <sup>2</sup>
Min. AWG conductor cross section, flexible	24
Max. AWG conductor cross section, flexible	10
Conductor cross section flexible, with ferrule without plastic sleeve min.	0.25 mm <sup>2</sup>
Conductor cross section flexible, with ferrule without plastic sleeve max.	6 mm <sup>2</sup>
Conductor cross section flexible, with ferrule with plastic sleeve min.	0.25 mm <sup>2</sup>
Conductor cross section flexible, with ferrule with plastic sleeve max.	6 mm <sup>2</sup>
Cross section with insertion bridge, solid max.	4 mm <sup>2</sup>
Cross section with insertion bridge, stranded max.	4 mm <sup>2</sup>
2 conductors with same cross section, solid min.	0.2 mm <sup>2</sup>
2 conductors with same cross section, solid max.	2.5 mm <sup>2</sup>
2 conductors with same cross section, stranded min.	0.2 mm <sup>2</sup>
2 conductors with same cross section, stranded max.	2.5 mm <sup>2</sup>
2 conductors with same cross section, stranded, TWIN ferrules with plastic sleeve, min.	0.5 mm <sup>2</sup>
2 conductors with same cross section, stranded, TWIN ferrules with plastic sleeve, max.	4 mm <sup>2</sup>
2 conductors with same cross section, stranded, ferrules without plastic sleeve, min.	0.25 mm <sup>2</sup>

## Feed-through terminal block - UK 6 N YE - 0719249

### Technical data

#### Connection data

2 conductors with same cross section, stranded, ferrules without plastic sleeve, max.	1.5 mm <sup>2</sup>
Cross section with insertion bridge, solid max.	4 mm <sup>2</sup>
Cross section with insertion bridge, stranded max.	4 mm <sup>2</sup>
Connection in acc. with standard	IEC/EN 60079-7
Conductor cross section solid min.	0.2 mm <sup>2</sup>
Conductor cross section solid max.	10 mm <sup>2</sup>
Conductor cross section AWG min.	26
Conductor cross section AWG max.	8
Conductor cross section flexible min.	0.2 mm <sup>2</sup>
Conductor cross section flexible max.	6 mm <sup>2</sup>
Stripping length	10 mm
Internal cylindrical gage	A5
Screw thread	M4
Tightening torque, min	1.5 Nm
Tightening torque max	1.8 Nm

#### Standards and Regulations

Connection in acc. with standard	CSA
	IEC 60947-7-1
Flammability rating according to UL 94	V0

### Classifications

#### eCl@ss

eCl@ss 4.0	27141120
eCl@ss 4.1	27141120
eCl@ss 5.0	27141120
eCl@ss 5.1	27141120
eCl@ss 6.0	27141120
eCl@ss 7.0	27141120
eCl@ss 8.0	27141120
eCl@ss 9.0	27141120

#### ETIM

ETIM 2.0	EC000897
ETIM 3.0	EC000897
ETIM 4.0	EC000897

# Feed-through terminal block - UK 6 N YE - 0719249

## Classifications

### ETIM

ETIM 5.0	EC000897
----------	----------

### UNSPSC

UNSPSC 6.01	30211811
UNSPSC 7.0901	39121410
UNSPSC 11	39121410
UNSPSC 12.01	39121410
UNSPSC 13.2	39121410

## Approvals

### Approvals

#### Approvals


CSA / UL Recognized / KEMA-KEUR / cUL Recognized / LR / GL / DNV / RS / ABS / PRS / NK / CCA / LR / EAC / cULus Recognized


#### Ex Approvals

IECEx / ATEX / UL Recognized / cUL Recognized / EAC Ex / cULus Recognized

#### Approvals submitted

## Approval details


CSA 	
mm <sup>2</sup> /AWG/kcmil	26-8
Nominal current I <sub>N</sub>	50 A
Nominal voltage U <sub>N</sub>	600 V

UL Recognized 	
mm <sup>2</sup> /AWG/kcmil	26-8


## Feed-through terminal block - UK 6 N YE - 0719249

### Approvals

Nominal current IN	50 A
Nominal voltage UN	600 V

KEMA-KEUR 


mm <sup>2</sup> /AWG/kcmil	6
Nominal current IN	41 A
Nominal voltage UN	800 V

cUL Recognized 

mm <sup>2</sup> /AWG/kcmil	26-8
Nominal current IN	50 A
Nominal voltage UN	600 V

LR

mm <sup>2</sup> /AWG/kcmil	6
Nominal current IN	41 A
Nominal voltage UN	800 V

GL 

mm <sup>2</sup> /AWG/kcmil	6
Nominal current IN	43.5 A
Nominal voltage UN	690 V

DNV

RS

# Feed-through terminal block - UK 6 N YE - 0719249

## Approvals

ABS	
mm <sup>2</sup> /AWG/kcmil	28-8
Nominal current I <sub>N</sub>	50 A
Nominal voltage U <sub>N</sub>	600 V


PRS
-----

NK
----

CCA	
mm <sup>2</sup> /AWG/kcmil	6
Nominal voltage U <sub>N</sub>	800 V

LR	
mm <sup>2</sup> /AWG/kcmil	10
Nominal current I <sub>N</sub>	57 A
Nominal voltage U <sub>N</sub>	800 V

EAC
-----

cULus Recognized 
--

单击下面可查看定价，库存，交付和生命周期等信息

[>>Phoenix Contact\(菲尼克斯\)](#)