

Feed-through terminal block - HDFK 25 - 0707743

Please be informed that the data shown in this PDF Document is generated from our Online Catalog. Please find the complete data in the user's documentation. Our General Terms of Use for Downloads are valid (<http://download.phoenixcontact.com>)




Feed-through terminal block, Connection method: Screw connection, Load current : 125 A, Cross section: 6 mm² - 35 mm², AWG 8 - 3, Connection direction of the conductor to plug-in direction: 0 °, Width: 15.1 mm, Color: gray

Product description

Feed-through terminal block, Connection method: Screw connection, Load current : 125 A, Cross section: 6 mm² - 35 mm², AWG 8 - 3, Connection direction of the conductor to plug-in direction: 0 °, Width: 15.1 mm, Color: gray



Key commercial data

Packing unit	1
Minimum order quantity	50
Catalog page	Page 630 (CC-2009)
GTIN	 4 017918 004194
Weight per piece (including packing)	0.0 GRM
Weight per Piece (excluding packing)	68.18 GRM
Country of origin	GREECE

Technical data

General

Number of levels	1
Number of connections	2
Color	gray
Insulating material	PA
Inflammability class according to UL 94	V0

Dimensions

Width	15.1 mm
-------	---------

Technical data

Maximum load current	125 A
Rated surge voltage	6 kV
Pollution degree	3
Surge voltage category	III

Feed-through terminal block - HDFK 25 - 0707743

Technical data

Technical data

Insulating material group	I
Connection in acc. with standard	IEC 60947-7-1
Nominal current IN	101 A
Nominal voltage UN	500 V

Connection data

Note	Note: Product releases, connection cross sections and notes on connecting aluminum cables can be found in the download area.
Conductor cross section solid min.	6 mm ²
Conductor cross section solid max.	35 mm ²
Conductor cross section stranded min.	10 mm ²
Conductor cross section stranded max.	25 mm ²
Conductor cross section AWG/kcmil min.	10
Conductor cross section AWG/kcmil max	2
Conductor cross section stranded, with ferrule without plastic sleeve min.	4 mm ²
Conductor cross section stranded, with ferrule without plastic sleeve max.	25 mm ²
Conductor cross section stranded, with ferrule with plastic sleeve min.	4 mm ²
Conductor cross section stranded, with ferrule with plastic sleeve max.	25 mm ²
2 conductors with same cross section, solid min.	2.5 mm ²
2 conductors with same cross section, solid max.	10 mm ²
2 conductors with same cross section, stranded min.	4 mm ²
2 conductors with same cross section, stranded max.	10 mm ²
2 conductors with same cross section, stranded, ferrules without plastic sleeve, min.	2.5 mm ²
2 conductors with same cross section, stranded, ferrules without plastic sleeve, max.	10 mm ²
2 conductors with same cross section, stranded, TWIN ferrules with plastic sleeve, min.	2.5 mm ²
2 conductors with same cross section, stranded, TWIN ferrules with plastic sleeve, max.	10 mm ²
Connection method	Screw connection
Stripping length	19 mm
Internal cylindrical gage	B8
Screw thread	M5
Tightening torque, min	4 Nm
Tightening torque max	4.5 Nm

Classifications

eClass

eClass 4.0	27141131
eClass 4.1	27141131

Feed-through terminal block - HDFK 25 - 0707743

Classifications

eclass

eClass 5.0	27141134
eClass 5.1	27141134
eClass 6.0	27141134

etim

ETIM 2.0	EC001283
ETIM 3.0	EC001283
ETIM 4.0	EC001283

unspsc

UNSPSC 6.01	30211811
UNSPSC 7.0901	39121410
UNSPSC 11	39121410
UNSPSC 12.01	39121410
UNSPSC 13.2	39121410

Approvals

Certificates

Certification

CSA / UL Recognized / KEMA-KEUR / GOST / PRS / CCA / IEC CB Scheme / GOST

Certification EX

Certification submitted

Approval details

CSA	
mm ² /AWG/kcmil	8-4
Nominal current IN	100 A
Nominal voltage UN	600 V

UL Recognized		
	B	C
mm ² /AWG/kcmil	8-2	8-2
Nominal current IN	115 A	115 A
Nominal voltage UN	600 V	600 V

Feed-through terminal block - HDFK 25 - 0707743

Approvals

KEMA-KEUR

GOST

PRS

CCA

IECEE CB Scheme

GOST

Accessories

Accessories

Marking

Zack marker strip - ZB10:SO/CMS - 1050525



Zack marker strip, white, For terminal block width: 10 mm

Tools

Screwdriver - SZS 1,0X6,5 VDE - 1205079

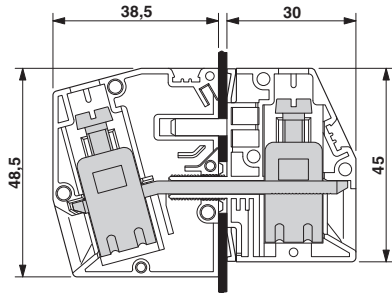
Screwdriver, bladed, VDE insulated, size: 1.0 x 6.5 x 150 mm, 2-component grip, with non-slip grip



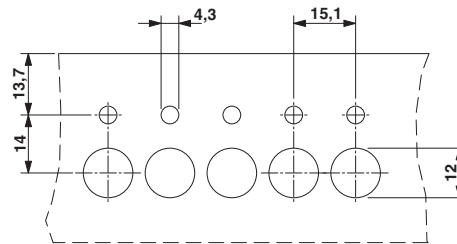
Drawings

Feed-through terminal block - HDFK 25 - 0707743

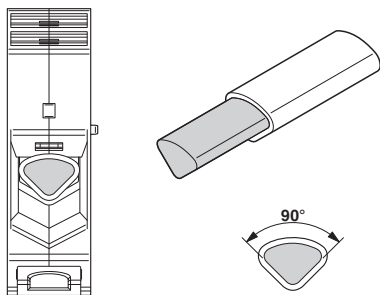
Dimensioned drawing



Dimensioned drawing



Schematic diagram



Connecting aluminum cables. Further notes can be found in the download area

单击下面可查看定价，库存，交付和生命周期等信息

[>>Phoenix Contact\(菲尼克斯\)](#)