

Electronic housing - ME MAX 45 G 2-2 KMGY - 2713719

Please be informed that the data shown in this PDF Document is generated from our Online Catalog. Please find the complete data in the user's documentation. Our General Terms of Use for Downloads are valid (<http://download.phoenixcontact.com>)



Electronic housing consisting of: Housing shells left and right, 2x front plate, 2x transparent cover, intermediate element, metal foot catch and spring, enclosed housing, 32-pos. (8 x 4 pos.), width: 45 mm, color: Light gray

The illustration shows the version ME MAX 45 2-2 KMGY (open housing) with DIN rail connector plugged in

Product Features

- DIN rail bus connector as an option
- Plug-in connection with screw, spring-cage or fast connection technology
- Labels for additional labeling as an option
- Large front surface for high-pos. plugs or operating and setting elements
- Large PCB surface despite compact housing dimensions
- The fitted cover is easy to adapt and print
- Easy module replacement without interrupting the contact chain
- Transparent front cover can be swiveled
- Functional earth ground contact as an option
- Fixed or plug-in connection technology can be combined on up to three connection levels, with different pitches



Key commercial data

Packing unit	1 1
Minimum order quantity	10 1
Weight per Piece (excluding packing)	87.9 GRM
Custom tariff number	85369010
Country of origin	Germany

Technical data

General

Housing type	Complete housing
--------------	------------------

Electronic housing - ME MAX 45 G 2-2 KMGY - 2713719

Technical data

General

Housing material	Polyamide
Color	light gray

Ambient conditions

Ambient temperature (operation)	-40 °C ... 105 °C
---------------------------------	-------------------

Dimensions

Length	99 mm
Constructional height	114.5 mm
Width	45 mm

Technical data

Inflammability class according to UL 94	V0
Power dissipation at 20°C in the horizontal mounting position	7.6 W 14.1 W
Number of positions	32

Classifications

eCl@ss

eCl@ss 4.0	27180401
eCl@ss 4.1	27180401
eCl@ss 5.0	27180506
eCl@ss 5.1	27180506
eCl@ss 6.0	27180802
eCl@ss 7.0	27182702
eCl@ss 8.0	27182702

ETIM

ETIM 2.0	EC001031
ETIM 3.0	EC001031
ETIM 4.0	EC001031
ETIM 5.0	EC001031

UNSPSC

UNSPSC 6.01	31261501
UNSPSC 7.0901	31261501
UNSPSC 11	31261501
UNSPSC 12.01	31261501
UNSPSC 13.2	31261501

Electronic housing - ME MAX 45 G 2-2 KMGY - 2713719

Approvals

Approvals

Approvals

UL Recognized / cUL Recognized / cULus Recognized

Ex Approvals

Approvals submitted

Approval details



Accessories

Accessories

Device marking

Label sheet, DIN A4 - BMKLT 41,5X12 WH - 0813815



Label sheet, DIN A4, Sheet, white, Unlabeled, Can be labeled with: Office printing systems, Mounting type: Adhesive, Lettering field: 41.5 x 12 mm

DIN rail connector

Electronic housing - ME MAX 45 G 2-2 KMGY - 2713719

Accessories

Cable - ME 22,5 TBUS 1,5/ 5-ST-3,81 GN - 2707437



DIN rail connector for DIN rail mounting. Universal for TBUS housing. Gold-plated contacts, 5-pos.

Filler plug

Filler plugs - ME MAX B-22,5 KMGY - 2707929



Filler plug for unoccupied terminal points, color: Light gray

Ground contact

Electronic housing - ME FE-CONTACT - 2908294



Functional earth ground contact, for intermediate elements.

PCB

Electronic housing - ME MAX LP SAMPLE MSTBO 2-2 - 2713777



PCB, for custom fitting for COMBICON connection system

Printed circuit board housing

Electronic housing - ME MAX 45 G 2-2 KMGY - 2713719

Accessories

Printed-circuit board connector - MSTBO 2,5/4-6 ST SET KMGY - 2713764



Kit consisting of COMBICON header and screw connectors for 6 x 4 positions (24-pos.), color: Light gray

Printed circuit board terminal

PCB terminal block - MKDSO 2,5/4-6 SET KMGY - 2713751



Set, consisting of orthogonal PCB terminal blocks for 6 x 4 positions (24-pos.), color: light gray

Electronic housing - ME 22,5 TBUS 1,5/ 5-ST-3,81 KMGY - 2713722



Plug component, Nominal current: 8 A

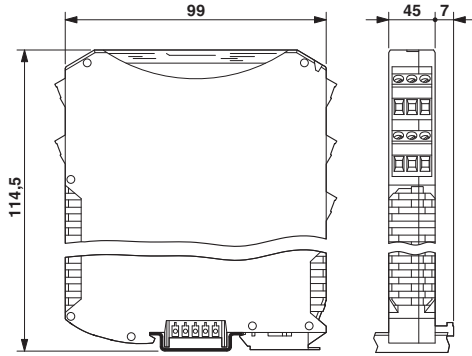
Filler plugs - ME MAX B-22,5 GN - 2707916

Filler plug for unequipped terminal points, color: green

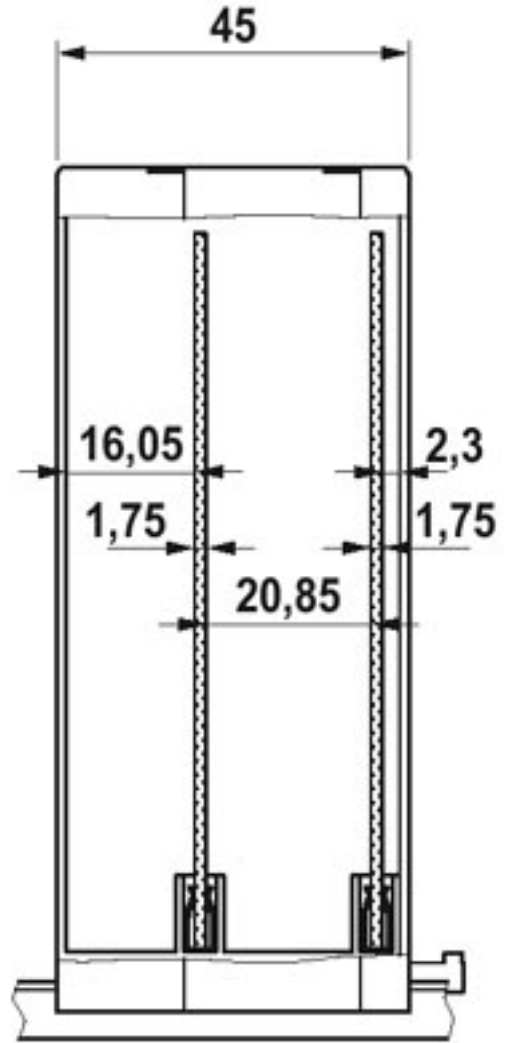
Drawings

Electronic housing - ME MAX 45 G 2-2 KMGY - 2713719

Dimensioned drawing

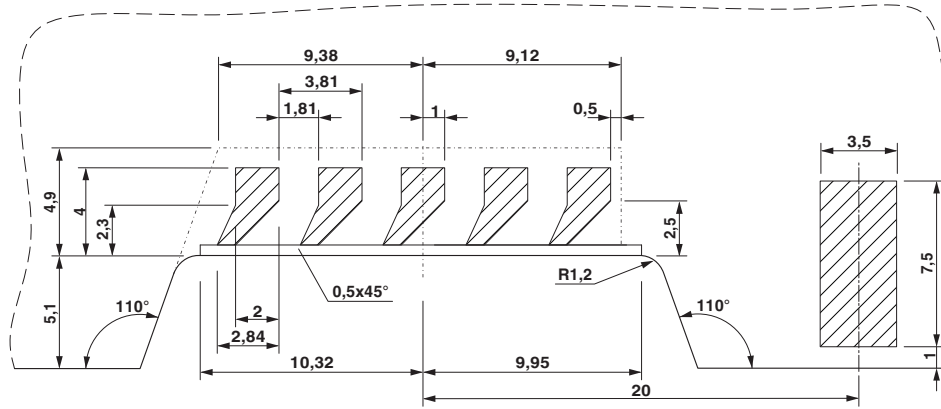


Dimensioned drawing



Electronic housing - ME MAX 45 G 2-2 KMGY - 2713719

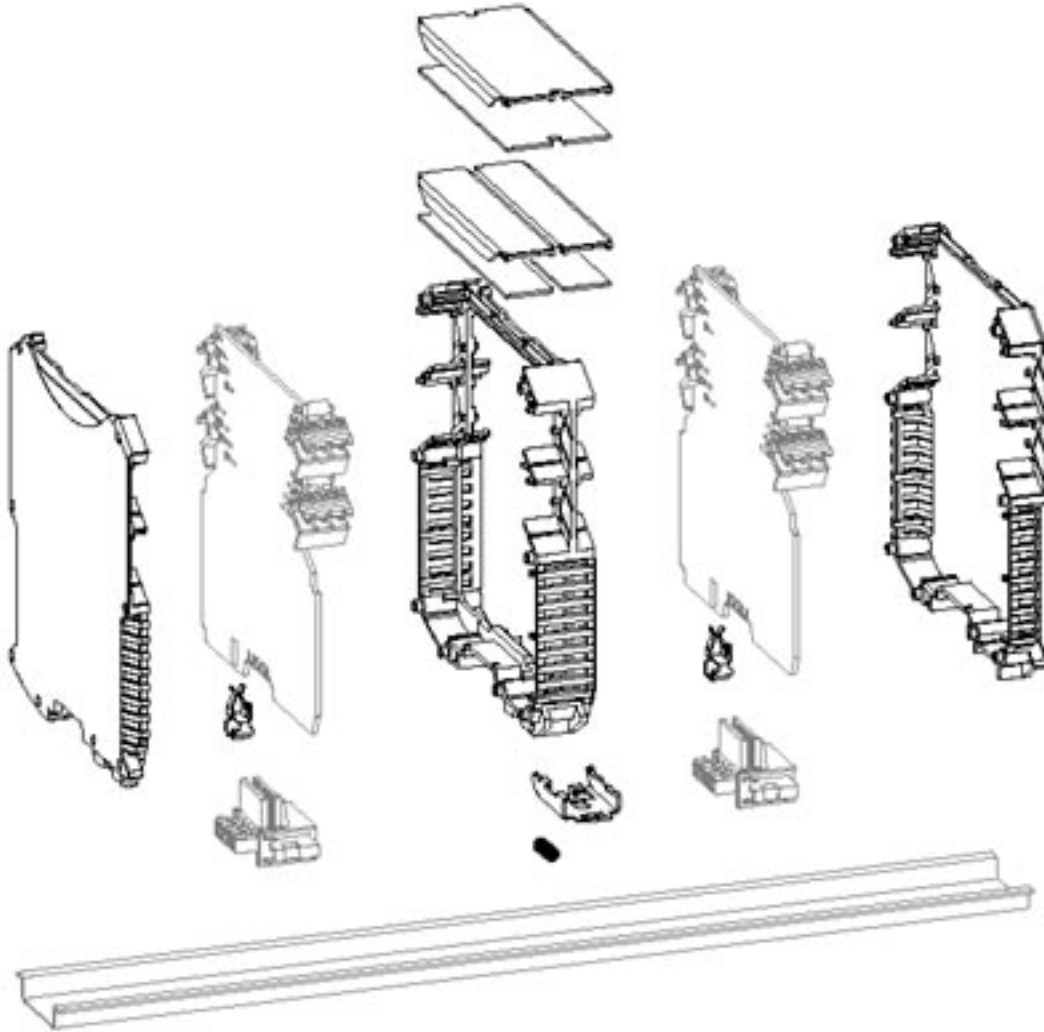
Drilling diagram



Detailed dimensional drawing of the DIN rail connector contact pads

Electronic housing - ME MAX 45 G 2-2 KMGY - 2713719

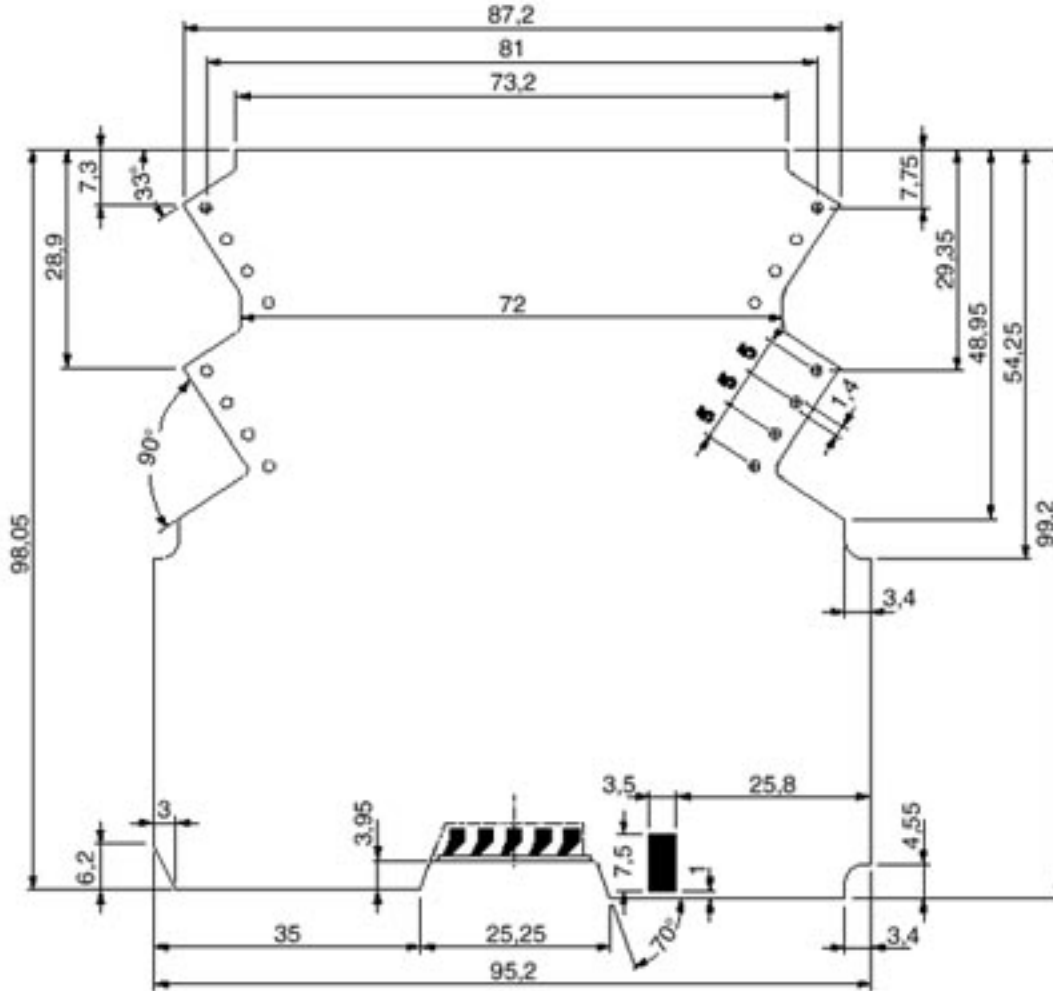
Explosion drawing



The illustration shows a version of the product (open housing) with accessories

Electronic housing - ME MAX 45 G 2-2 KMGY - 2713719

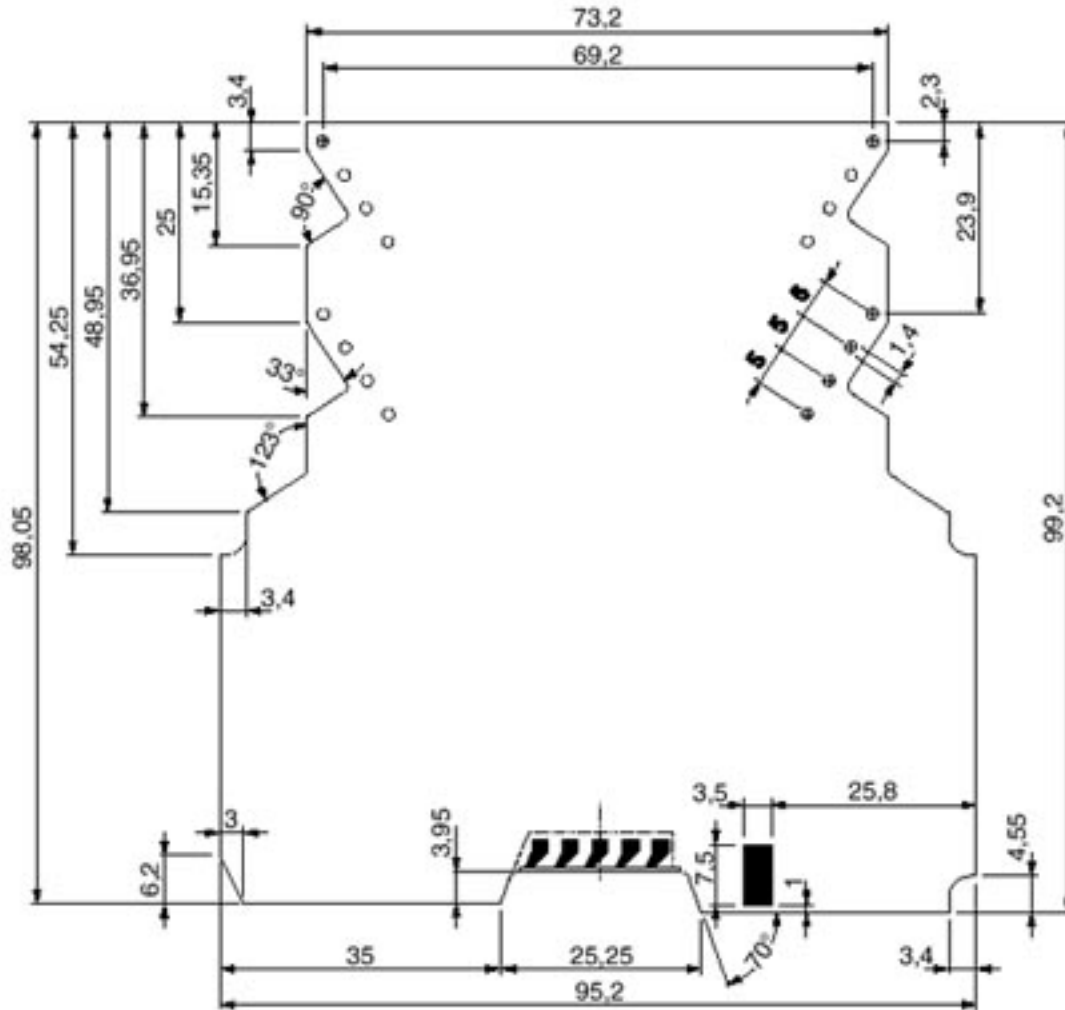
Dimensioned drawing



Dimensional drawing of the ME MAX 2-2 printed circuit board, for printed circuit terminal block connection (MKDSO), view: component side

Electronic housing - ME MAX 45 G 2-2 KMGY - 2713719

Dimensioned drawing



Dimensional drawing of the ME MAX 2-2 printed circuit board for plug connection (MSTBO), view: component side

单击下面可查看定价，库存，交付和生命周期等信息

[>>Phoenix Contact\(菲尼克斯\)](#)