


QTC 1,5-QUATTRO-PE


Order No.: 3205093



<http://eshop.phoenixcontact.de/phoenix/treeViewClick.do?UID=3205093>

Ground modular terminal block, Type of connection: Quick connection, Quick connection, Cross section: 0.25 mm² - 1.5 mm², AWG 24 - 16, Width: 5.2 mm, Color: green-yellow, Mounting type: NS 35/7.5, NS 35/7.5



Commercial data	
GTIN (EAN)	 4 017918 932480
sales group	A734
Pack	50 pcs.
Customs tariff	85369010
Catalog page information	Page 221 (CL-2009)

Product notes

WEEE/RoHS-compliant since:
01/01/2003



<http://www.download.phoenixcontact.com>
Please note that the data given here has been taken from the online catalog. For comprehensive information and data, please refer to the user documentation. The General Terms and Conditions of Use apply to Internet downloads.

Technical data	
General	
Number of levels	1
Number of connections	4
Color	green-yellow

Insulating material	PA
Inflammability class acc. to UL 94	V0

Dimensions

Width	5.2 mm
Length	94 mm
Height NS 35/7.5	39.3 mm
Height NS 35/15	46.8 mm

Technical data

Rated surge voltage	8 kV
Pollution degree	3
Surge voltage category	III
Insulating material group	I
Connection in acc. with standard	IEC 60947-7-2
Open side panel	ja

Connection data

Conductor cross section solid min.	0.25 mm ²
Conductor cross section solid max.	1.5 mm ²
Conductor cross section stranded min.	0.25 mm ²
Conductor cross section stranded max.	1.5 mm ²
Conductor cross section AWG/kcmil min.	24
Conductor cross section AWG/kcmil max	16
Type of connection	Quick connection
Material wire insulation	PVC / PE
Structure of individual litz in acc. with VDE 0295 / smallest wire diameter	VDE 0295 Cl.1-5

Certificates / Approvals



Certification ABS, BV, CSA, CUL, DNV, GL, GOST, KR, LR, NK, UL

Certification Ex: IECEX, KEMA-EX

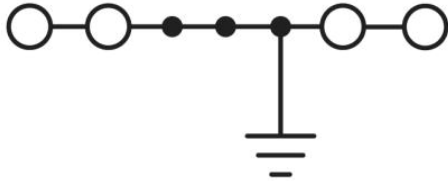
Accessories		
Item	Designation	Description
Assembly		
3022218	CLIPFIX 35	Snap-on end bracket, for 35 mm NS 35/7.5 or NS 35/15 DIN rail, can be fitted with Zack strip ZB 8 and ZB 8/27, terminal strip marker KLM 2 and KLM, width: 9.5 mm, color: gray
3022276	CLIPFIX 35-5	Snap-on end bracket, for NS 35/7.5 or NS 35/15 DIN rail, can be fitted with Zack strip ZB 5 and ZBF 5, terminal strip marker KLM 2 and KLM, parking facility for FBS...5, FBS...6, KSS 5, KSS 6, width: 5,15 mm, color: gray
3205174	D-QTC 1,5-QUATTRO	End cover, Length: 94 mm, Width: 2.2 mm, Height: 39.3 mm, Color: gray
3205200	DS-QTC 1,5	Cover segment, Length: 94 mm, Width: 0 mm, Height: 39.3 mm, Color: gray
0801762	NS 35/ 7,5 CU UNPERF 2000MM	DIN rail, material: Copper, unperforated, height 7.5 mm, width 35 mm, length: 2 m
0801733	NS 35/ 7,5 PERF 2000MM	DIN rail, material: Steel, galvanized and passivated with a thick layer, perforated, height 7.5 mm, width 35 mm, length: 2 m
1201756	NS 35/15 AL UNPERF 2000MM	DIN rail, deep-drawn, high profile, unperforated, 1.5 mm thick, material: Aluminum, height 15 mm, width 35 mm, length 2 m
1201895	NS 35/15 CU UNPERF 2000MM	DIN rail, material: Copper, unperforated, 1.5 mm thick, height 15 mm, width 35 mm, length: 2 m
1201730	NS 35/15 PERF 2000MM	DIN rail, material: Steel, perforated, height 15 mm, width 35 mm, length: 2 m
1201714	NS 35/15 UNPERF 2000MM	DIN rail, material: Steel, unperforated, height 15 mm, width 35 mm, length: 2 m
1201798	NS 35/15-2,3 UNPERF 2000MM	DIN rail, material: Steel, unperforated, 2.3 mm thick, height 15 mm, width 35 mm, length: 2 m
Bridges		
3030161	FBS 2-5	Plug-in bridge, Number of positions: 2, Color: red
3030174	FBS 3-5	Plug-in bridge, Number of positions: 3, Color: red
3030187	FBS 4-5	Plug-in bridge, Number of positions: 4, Color: red
3030190	FBS 5-5	Plug-in bridge, Number of positions: 5, Color: red
3030213	FBS 10-5	Plug-in bridge, Number of positions: 10, Color: red
3030226	FBS 20-5	Plug-in bridge, Number of positions: 20, Color: red
Plug/Adapter		
3030925	PAI-4	Test adapter, Color: gray
3036709	PS-4/E	Test adapter, Color: red
3030983	PS-5	Test adapter, Color: red

Tools

1204517	SZF 1-0,6X3,5	Actuation tool, for ST terminal blocks, also suitable for use as a bladed screwdriver, size: 0.6 x 3.5 x 100 mm, 2-component grip, with non-slip grip
---------	---------------	---

Diagrams/Drawings

Circuit diagram



Address

PHOENIX CONTACT Deutschland GmbH
Flachmarktstr. 8
32825 Blomberg, Germany
Phone +49 5235 3 12000
Fax +49 5235 3 41200
<http://www.phoenixcontact.de>



© 2010 Phoenix Contact
Technical modifications reserved;

单击下面可查看定价，库存，交付和生命周期等信息

[>>Phoenix Contact\(菲尼克斯\)](#)