

Special function module - IB ST 24 CNT - 2750400

Please be informed that the data shown in this PDF Document is generated from our Online Catalog. Please find the complete data in the user's documentation. Our General Terms of Use for Downloads are valid (<http://phoenixcontact.com/download>)



INTERBUS-ST counter module, 4 counter inputs, 24 V or 5 V DC signal level, IP20 protection, consisting of: Terminal part with screw connection and module electronics

Product description

INTERBUS ST counter module

The IB ST 24 CNT module is designed for counting pulses, measuring frequencies and periods, and generating square-wave pulses.

The module has 4 channels which can be operated independently of one another. The counter then has a 16-bit resolution. Cascading is possible by simply connecting several counters in a row.


Each channel has a digital output that can be set according to the event. Simple applications can use a single device.

The module is available with either screw or spring-cage connection.

Product Features

- ✓ Connection of actuators in 2-wire technology
- ✓ Connection of sensors in 2 or 3-wire technology
- ✓ Short-circuit-proof and overload-protected outputs

Key commercial data

Packing unit	1 pc
GTIN	 4 017918 120122
Weight per Piece (excluding packing)	737.4 GRM
Custom tariff number	85389091
Country of origin	Germany

Technical data

Note

Utilization restriction	EMC: class A product, see manufacturer's declaration in the download area
-------------------------	---

Interfaces

Interface	ST local bus
Connection method	ST local bus connector
Transmission speed	500 kBit/s

Special function module - IB ST 24 CNT - 2750400

Technical data

Interfaces

Transmission physics	Copper
----------------------	--------

Ambient conditions

Degree of protection	IP20
----------------------	------

Power supply

Communications power U_L	9 V DC (UI, from the ST local bus)
Max. current consumption	220 mA (from the local bus)
Typical current consumption	200 mA (from the local bus)
	4 A (max., to U_S)
I/O voltage	24 V DC (U_S)
Ripple	± 1.2 V 5 %
I/O voltage range	20 V ... 30 V

Electrical isolation

Test section	Bus/Outputs 500 V AC 50 Hz 1 min
	Bus/Inputs 500 V AC 50 Hz 1 min
	Bus/Ground conductor 500 V AC 50 Hz 1 min
	I/O voltage/Ground conductor 500 V AC 50 Hz 1 min

Counter input

Number of inputs	4
Operating mode	Event counting, frequency/time measurement
Input frequency	90 kHz (max. 300 kHz)
Input voltage	5 V DC
	24 V DC
Input current	11 mA (typ., 24 V DC input)
	8 mA (typ., 5 V DC input)

Control input

Number of inputs	4
Connection method	2, 3-wire

Outputs

Number of outputs	4
Connection method	2-wire
Output voltage	$U_S - 0.5$ V DC $U_{Out LED}$ U_S
Output current	500 mA (per output, up to 300 Hz)
	250 mA (per output, up to 10 kHz)
	500 mA (per sensor)

Special function module - IB ST 24 CNT - 2750400

Technical data

General

Weight	660 g
Protection class	III, IEC 61140, EN 61140, VDE 0140-1
Connection data	Screw connection 0.2 mm² 2.5 mm² 0.2 mm² 2.5 mm² 24 12 8 mm

Classifications

eCl@ss

eCl@ss 4.0	27250304
eCl@ss 4.1	27250304
eCl@ss 5.0	27250304
eCl@ss 5.1	27242605
eCl@ss 6.0	27242605
eCl@ss 7.0	27242605
eCl@ss 8.0	27242605

ETIM

ETIM 2.0	EC001433
ETIM 3.0	EC001601
ETIM 4.0	EC001601
ETIM 5.0	EC001601

UNSPSC

UNSPSC 6.01	43172015
UNSPSC 7.0901	43201404
UNSPSC 11	43172015
UNSPSC 12.01	43201404
UNSPSC 13.2	43201404

Approvals

Approvals

Approvals

GOST

Ex Approvals

Special function module - IB ST 24 CNT - 2750400

Approvals

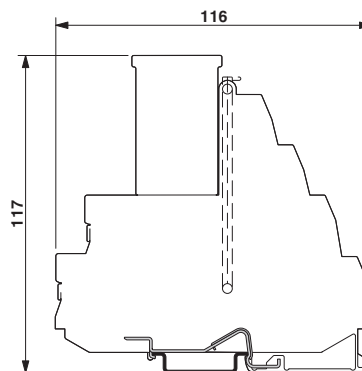
Approvals submitted

Approval details

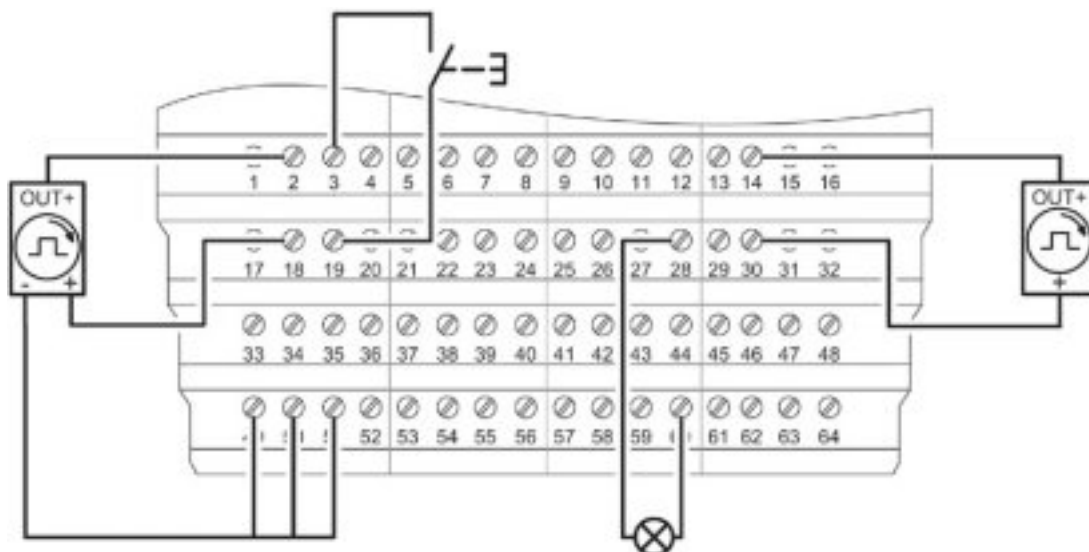
GOST 

Drawings

Dimensioned drawing



Connection diagram



单击下面可查看定价，库存，交付和生命周期等信息

[>>Phoenix Contact\(菲尼克斯\)](#)