

## High-current terminal block - UKH 240-FE - 3247056

Please be informed that the data shown in this PDF Document is generated from our Online Catalog. Please find the complete data in the user's documentation. Our General Terms of Use for Downloads are valid (<http://phoenixcontact.com/download>)



High-current terminal block, Connection method: Screw connection, Cross section: 70 mm<sup>2</sup> - 240 mm<sup>2</sup>, AWG: 2/0 - 500 kcmil, Width: 36 mm, Color: black/yellow, Mounting type: NS 35/15, NS 32

### Why buy this product

- Reliable cable connection is ensured by three-point centering of the conductor in the prismatic sleeve base
- Low contact resistance of the contact surface due to ribbing
- Screw locking by means of spring-loaded elements in the clamping part



### Key Commercial Data

Packing unit	1 STK
Custom tariff number	85369010
Country of origin	India

### Technical data

#### General

Number of levels	1
Number of connections	2
Potentials	1
Nominal cross section	240 mm <sup>2</sup>
Color	black/yellow
Insulating material	PA
Flammability rating according to UL 94	V0
Rated surge voltage	8 kV
Degree of pollution	3
Overvoltage category	III

# High-current terminal block - UKH 240-FE - 3247056

## Technical data

### General

Insulating material group	I
Maximum load current	415 A (At 240 mm <sup>2</sup> conductor cross section)
Nominal current I <sub>N</sub>	415 A
Nominal voltage U <sub>N</sub>	1000 V
Open side panel	No

### Dimensions

Width	36 mm
Length	100 mm
Height NS 35/15	131.5 mm
Height NS 32	129 mm

### Connection data

Note	Screws with hexagonal socket
Connection method	Screw connection
Connection in acc. with standard	IEC 60947-7-1
Note	Note: Product releases, connection cross sections and notes on connecting aluminum cables can be found in the download area.
Conductor cross section solid min.	70 mm <sup>2</sup>
Conductor cross section solid max.	240 mm <sup>2</sup>
Conductor cross section AWG min.	2/0
Conductor cross section AWG max.	500 kcmil
Conductor cross section flexible min.	70 mm <sup>2</sup>
Conductor cross section flexible max.	240 mm <sup>2</sup>
Min. AWG conductor cross section, flexible	2/0
Max. AWG conductor cross section, flexible	500 kcmil
Conductor cross section flexible, with ferrule without plastic sleeve min.	70 mm <sup>2</sup>
Conductor cross section flexible, with ferrule without plastic sleeve max.	185 mm <sup>2</sup>
Conductor cross section flexible, with ferrule with plastic sleeve min.	70 mm <sup>2</sup>
Conductor cross section flexible, with ferrule with plastic sleeve max.	185 mm <sup>2</sup>
Cross section with insertion bridge, solid max.	240 mm <sup>2</sup>
Cross section with insertion bridge, stranded max.	185 mm <sup>2</sup>
2 conductors with same cross section, solid min.	35 mm <sup>2</sup>
2 conductors with same cross section, solid max.	95 mm <sup>2</sup>
2 conductors with same cross section, stranded min.	50 mm <sup>2</sup>
2 conductors with same cross section, stranded max.	95 mm <sup>2</sup>
2 conductors with same cross section, stranded, ferrules without plastic sleeve, min.	35 mm <sup>2</sup>

# High-current terminal block - UKH 240-FE - 3247056

## Technical data

### Connection data

2 conductors with same cross section, stranded, ferrules without plastic sleeve, max.	50 mm <sup>2</sup>
Cross section with insertion bridge, solid max.	240 mm <sup>2</sup>
Cross section with insertion bridge, stranded max.	185 mm <sup>2</sup>
Stripping length	40 mm
Internal cylindrical gage	B15
Screw thread	M10
Tightening torque, min	25 Nm
Tightening torque max	30 Nm

### Standards and Regulations

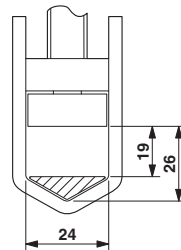
Connection in acc. with standard	UL
	IEC 60947-7-1
Flammability rating according to UL 94	V0

## Drawings

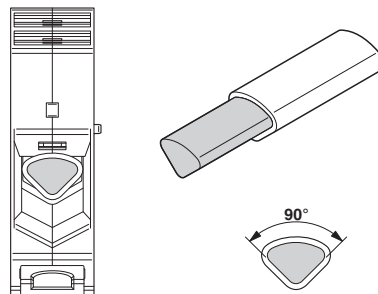
Circuit diagram



Dimensional drawing



Schematic diagram



Connecting aluminum cables. Further notes can be found in the download area

## High-current terminal block - UKH 240-FE - 3247056

### Classifications

#### eCl@ss

eCl@ss 4.0	27141120
eCl@ss 4.1	27141120
eCl@ss 5.0	27141120
eCl@ss 5.1	27141120
eCl@ss 6.0	27141120
eCl@ss 7.0	27141120
eCl@ss 8.0	27141120
eCl@ss 9.0	27141120

#### ETIM

ETIM 3.0	EC000897
ETIM 4.0	EC000897
ETIM 5.0	EC000897

#### UNSPSC

UNSPSC 6.01	30211811
UNSPSC 7.0901	39121410
UNSPSC 11	39121410
UNSPSC 12.01	39121410
UNSPSC 13.2	39121410

### Approvals

#### Approvals

---

##### Approvals

UL Recognized / EAC

---

##### Ex Approvals

IECEX / ATEX / EAC Ex

---


Approvals submitted

---

#### Approval details

## High-current terminal block - UKH 240-FE - 3247056

### Approvals

UL Recognized 		
	B	C
mm²/AWG/kcmil	2/0-500	2/0-500
Nominal current I <sub>N</sub>	380 A	380 A
Nominal voltage U <sub>N</sub>	600 V	600 V

EAC
-----

### Accessories

#### Accessories

##### DIN rail

DIN rail perforated - NS 32 PERF 2000MM - 1201002



G-profile DIN rail, material: Steel, perforated, height 15 mm, width 32 mm, length 2 m

DIN rail, unperforated - NS 32 UNPERF 2000MM - 1201015



G-profile DIN rail, material: Steel, unperforated, height 15 mm, width 32 mm, length 2 m

DIN rail perforated - NS 35/15 PERF 2000MM - 1201730



DIN rail, material: steel galvanized and passivated with a thick layer, perforated, height 15 mm, width 35 mm, length: 2000 mm

## High-current terminal block - UKH 240-FE - 3247056

### Accessories

DIN rail, unperforated - NS 35/15 UNPERF 2000MM - 1201714



DIN rail, material: Steel, unperforated, height 15 mm, width 35 mm, length: 2 m

DIN rail perforated - NS 35/15 WH PERF 2000MM - 0806602



DIN rail 35 mm (NS 35)

DIN rail - NS 35/15 WH UNPERF 2000MM - 1204135



DIN rail 35 mm (NS 35)

DIN rail, unperforated - NS 35/15 AL UNPERF 2000MM - 1201756



DIN rail, deep drawn, high profile, unperforated, 1.5 mm thick, material: aluminum, height 15 mm, width 35 mm, length 2000 mm

DIN rail perforated - NS 35/15 ZN PERF 2000MM - 1206599



DIN rail, material: Galvanized, perforated, height 15 mm, width 35 mm, length: 2 m

## High-current terminal block - UKH 240-FE - 3247056

### Accessories

DIN rail, unperforated - NS 35/15 ZN UNPERF 2000MM - 1206586



DIN rail, material: Galvanized, unperforated, height 15 mm, width 35 mm, length: 2 m

DIN rail, unperforated - NS 35/15 CU UNPERF 2000MM - 1201895



DIN rail, material: Copper, unperforated, 1.5 mm thick, height 15 mm, width 35 mm, length: 2 m

End cap - NS 35/15 CAP - 1206573



DIN rail end piece, for DIN rail NS 35/15

End block

End clamp - E/AL-NS 32 - 1201659



End clamp, for end support of UKH 50 - UKH 240, is pushed onto DIN rail NS 32 and fixed with 2 screws, width: 10 mm, color: Aluminum

End clamp - E/AL-NS 35 - 1201662



End clamp, for end support of UKH 50 to UKH 240, is pushed onto DIN rail NS 35 and fixed with 2 screws, width: 10 mm, color: aluminum

## High-current terminal block - UKH 240-FE - 3247056

### Accessories

#### Insertion bridge

Insertion bridge - EB 3-36/UKH - 0201414



Insertion bridge, Pitch: 36 mm, Number of positions: 3, Color: gray

Insertion bridge - EB 2-36/UKH - 0201401



Insertion bridge, Pitch: 36 mm, Number of positions: 2, Color: gray

#### Labeled terminal marker

Warning label - WS-2K - 1004513



Adhesive warning plate, self-adhesive, black print: lightning flash with mixed version - "Vorsicht Spannung - Attention Danger" size of label: 32 x 26 mm

Zack marker strip - ZB 22 CUS - 0824949



Zack marker strip, can be ordered: Strip, white, labeled according to customer specifications, Mounting type: Snap into tall marker groove, for terminal block width: 22 mm, Lettering field: 10.5 x 21.8 mm

Marker for terminal blocks - ZB 22,LGS:L1-N,PE - 0811875



Marker for terminal blocks, Strip, white, labeled, Printed horizontally: L1, L2, L3, N, PE, Mounting type: Snap into tall marker groove, for terminal block width: 22 mm, Lettering field: 10.5 x 21.8 mm

## High-current terminal block - UKH 240-FE - 3247056

### Accessories

---

#### Mounting material

Insertion profile - UKH 150/240 EP - 3009244



Insertion profile, Color: silver

---

#### Pick-off terminal block

Pick-off terminal block - AGK 10-UKH 150/240 - 3003554



Pick-off terminal block, Connection method: Screw connection, Cross section: 0.5 mm<sup>2</sup> - 10 mm<sup>2</sup>, AWG: 20 - 8, Width: 10.2 mm, Height: 34.7 mm, Color: gray, Mounting type: On base element

---

#### Terminal marking

Zack marker strip - ZB 22:UNBEDRUCKT - 0811862



Zack marker strip, Strip, white, unlabeled, can be labeled with: Plotter, Mounting type: Snap into tall marker groove, for terminal block width: 22 mm, Lettering field: 10.5 x 21.8 mm

单击下面可查看定价，库存，交付和生命周期等信息

[>>Phoenix Contact\(菲尼克斯\)](#)