

## Device connector, rear mounting - ST-08S1N8AW500S - 1619220

Please be informed that the data shown in this PDF Document is generated from our Online Catalog. Please find the complete data in the user's documentation. Our General Terms of Use for Downloads are valid (<http://phoenixcontact.com/download>)



Device connector, rear mounting, straight, SPEEDCON locking, M17, Number of positions: 8, Type of contact: Socket, Crimp connection, Axial O-ring, 4x Ø3.2, shielded: yes, Flange dimensions: 25.75 mm x 25.75 mm

### Product Features

- Consistent EMC protection for reliable connection solutions in the industrial environment
- Crimping connection: vibration- and temperature-resistant assembly
- Flexible mounting, thanks to snap-in contact inserts



### Key Commercial Data

Packing unit	1 pc
Custom tariff number	85366990
Country of origin	Germany

### Technical data

#### General

Note	Order information: Order crimp contacts Ø 1 mm separately
Type of locking	SPEEDCON locking
Direction of rotation of contact chamber numbering	Standard
Coding	N
Contact connection method	Crimp connection
Type of contacts	Socket
Number of positions	8
Contact diameter of power contacts	1 mm
Nominal current per power contact at 25°C	3.6 A
Pg housing screw connection	none
Mounting type	4x Ø3.2

#### Ambient conditions

## Device connector, rear mounting - ST-08S1N8AW500S - 1619220

### Technical data

#### Ambient conditions

Ambient temperature	-40 °C ... 125 °C
Degree of protection	IP67

#### Specifications according to DIN EN 61984:2001

Installation height max.	3000 mm
Nominal / operating voltage of power contacts	60 V
Rated surge voltage of power contacts	1.5 kV
Overvoltage category of power contacts	III
Degree of pollution of power contacts	3

### Classifications

#### eCl@ss

eCl@ss 4.0	272607xx
eCl@ss 4.1	27260701
eCl@ss 5.0	27143424
eCl@ss 5.1	27143424
eCl@ss 6.0	27143424
eCl@ss 7.0	27440209
eCl@ss 8.0	27440103
eCl@ss 9.0	27440102

#### ETIM

ETIM 3.0	EC001121
ETIM 4.0	EC002635
ETIM 5.0	EC002061

#### UNSPSC

UNSPSC 6.01	43172015
UNSPSC 7.0901	43201404
UNSPSC 11	43172015
UNSPSC 12.01	43201404
UNSPSC 13.2	43201404

### Approvals

#### Approvals

## Device connector, rear mounting - ST-08S1N8AW500S - 1619220

### Approvals

#### Approvals

cUL Recognized / UL Recognized / EAC / cULus Recognized

---


#### Ex Approvals


---

#### Approvals submitted


---

### Approval details

cUL Recognized 	
Nominal current I <sub>N</sub>	5 A
Nominal voltage U <sub>N</sub>	60 V

UL Recognized 	
Nominal current I <sub>N</sub>	5 A
Nominal voltage U <sub>N</sub>	60 V

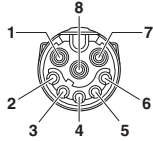
EAC
-----

cULus Recognized 
--

### Drawings

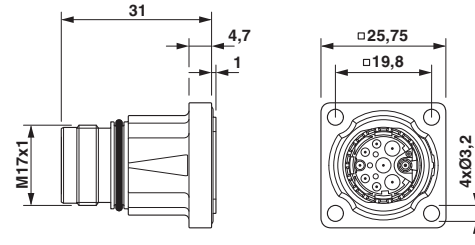
## Device connector, rear mounting - ST-08S1N8AW500S - 1619220

Schematic diagram

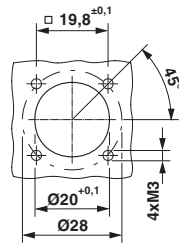


Connector pin assignment

Dimensional drawing



Schematic diagram



Installation dimensions

单击下面可查看定价，库存，交付和生命周期等信息

[>>Phoenix Contact\(菲尼克斯\)](#)