


Printed-circuit board connector - PSPT 2,5/ 4-ST KMGY - 2202344

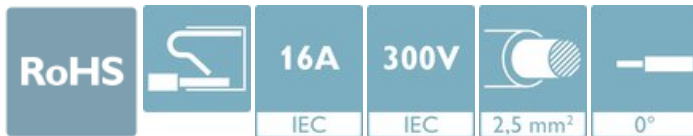
Please be informed that the data shown in this PDF Document is generated from our Online Catalog. Please find the complete data in the user's documentation. Our General Terms of Use for Downloads are valid (<http://phoenixcontact.com/download>)




PCB connector, nominal cross section: 2.5 mm², color: light grey, nominal current: 16 A, rated voltage (III/2): 300 V, contact surface: Tin, type of contact: Female connector, number of potentials: 4, number of rows: 1, number of positions: 4, number of connections: 4, product range: PSPT 2,5/..-ST, pitch: 5 mm, connection method: Push-in spring connection, conductor/PCB connection direction: 0 °, locking clip: - Locking clip, locking: without, mounting: without, type of packaging: packed in cardboard, Color of the spring lever: orange

Your advantages

- ✓ Push-in technology for quick and easy wiring
- ✓ Variable coding, for reliable protection against incorrect connection
- ✓ Quick and easily coded when initially connecting the connector and header
- ✓ Intuitive use through colour coded actuation lever
- ✓ Time saving push-in connection, tools not required



Key Commercial Data

Packing unit	50 pc
GTIN	 4 055626 058801
GTIN	4055626058801

Technical data

Item properties

Brief article description	Printed-circuit board connector
Type of contact	Female connector
Range of articles	PSPT 2,5/..-ST
Pitch	5 mm
Number of positions	4
Number of rows	1
Number of connections	4
Number of potentials	4

Electrical parameters

Nominal current	16 A
Nom. voltage	300 V

Printed-circuit board connector - PSPT 2,5/ 4-ST KMGY - 2202344

Technical data

Electrical parameters

Rated voltage (III/3)	300 V
Rated voltage (III/2)	300 V
Rated voltage (II/2)	600 V
Rated surge voltage (III/3)	4 kV
Rated surge voltage (III/2)	4 kV
Rated surge voltage (II/2)	4 kV

Connection capacity

Connection method	Push-in spring connection
pluggable	yes
Conductor cross section solid	0.2 mm ² ... 2.5 mm ²
Conductor cross section flexible	0.2 mm ² ... 2.5 mm ²
Conductor cross section AWG / kcmil	24 ... 16
Conductor cross section flexible, with ferrule without plastic sleeve	0.2 mm ² ... 2.5 mm ²
Conductor cross section, flexible, with ferrule, with plastic sleeve	0.2 mm ² ... 2.5 mm ²
2 conductors with same cross section, flexible, with ferrule without plastic sleeve	0.25 mm ² ... 0.34 mm ²
2 conductors with the same cross section, flexible, with TWIN ferrule with plastic sleeve	0.5 mm ² ... 1.5 mm ²
Cylindrical gauge a x b / diameter	2.8 mm x 2.0 mm / 2.4 mm
Stripping length	10 mm

Material data - contact

Note	WEEE/RoHS-compliant, free of whiskers according to IEC 60068-2-82/ JEDEC JESD 201
Contact material	Cu alloy
Surface characteristics	Tin-plated
Metal surface terminal point (top layer)	Tin (Sn)
Metal surface contact area (top layer)	Tin (Sn)

Material data - housing

Housing color	light grey (7035)
Insulating material	PA
Insulating material group	I
CTI according to IEC 60112	600
Flammability rating according to UL 94	V0
Glow wire flammability index GWFI according to EN 60695-2-12	850
Glow wire ignition temperature GWIT according to EN 60695-2-13	775
Temperature for the ball pressure test according to EN 60695-10-2	125 °C

Material data – actuating element

Color of the actuating lever	orange (2003)
Insulating material	PBT
CTI according to IEC 60112	600

Printed-circuit board connector - PSPT 2,5/ 4-ST KMGY - 2202344

Technical data

Material data – actuating element

Flammability rating according to UL 94	V0
--	----

Dimensions for the product

Caption	Schematische Abbildung - weitere Details siehe Produktfamilienzeichnung im Download Center
Length [l]	21.3 mm
Width [w]	19.95 mm
Height [h]	15 mm
Pitch	5 mm

Packaging information

Type of packaging	packed in cardboard
Pieces per package	50
Denomination packing units	Pcs.
Outer packaging type	Carton

General product information

Type of note	Notes on operation
Note	In accordance with IEC 61984, COMBICON connectors have no switching power (COC). During designated use, they must not be plugged in or disconnected when carrying voltage or under load.

Ambient conditions

Ambient temperature (storage/transport)	-40 °C ... 55 °C
Ambient temperature (assembly)	-5 °C ... 100 °C
Ambient temperature (operation)	-40 °C ... 105 °C (dependent on the derating curve)
Relative humidity (storage/transport)	30 % ... 70 %

Connection and connection method

Test – repeated connection and release	IEC 60999-1:1999-11
Test for conductor damage and slackening	IEC 60999-1:1999-11

Pull-out test

Pull-out test	IEC 60999-1:1999-11
Conductor cross section / conductor type / tensile force	0.2 mm ² / solid / > 10 N
	0.2 mm ² / flexible / > 10 N
	2.5 mm ² / solid / > 50 N
	2.5 mm ² / flexible / > 50 N

Air clearances and creepage distances

Minimum clearance - inhomogeneous field (III/3)	3 mm
Minimum creepage distance value (III/3)	3.2 mm

Mechanical test group (A)

Test specification	IEC 61984
Visual inspection	IEC 60512-1-1:2002-02

Printed-circuit board connector - PSPT 2,5/ 4-ST KMGY - 2202344

Technical data

Mechanical test group (A)

Dimension check	IEC 60512-1-2:2002-02
Insertion and withdrawal force	IEC 60512-13-2:2006-02
No. of cycles	25
Insertion strength per pos. approx.	13 N
Withdraw strength per pos. approx.	8 N
Polarization and coding	IEC 60512-13-5:2006-02
Contact holder in insert	IEC 60512-15-1:2008-05

Life cycle test group (B)

Specification	IEC 60512-9-1:2010-03
---------------	-----------------------

Thermal tests (C)

Specification	IEC 60512-5-1:2002-02
Number of positions	4
Upper limiting temperature requirements <100 °C	Test passed

Climatic test group (D)

Specification	ISO 6988:1985-02
Cold stress	-40 °C/2 h
Thermal stress	105 °C/168 h
Corrosive stress	0.2 dm ³ SO ₂ on 300 dm ³ /40 °C/1 cycle
Impulse withstand voltage at sea level	4.8 kV
Power-frequency withstand voltage	2.21 kV

Degree of protection test group (E)

Specification	IEC 61984:2008-10
Result, degree of protection, IP code	Finger safety with IP20 test finger

Vibration test

Specification	IEC 60068-2-6:2007-12
Frequency	10 - 150 - 10 Hz
Sweep speed	1 octave/min
Amplitude	0.35 mm (10 - 60.1 Hz)
Acceleration	5g (60.1 - 150 Hz)
Test duration per axis	2.5 h
Test directions	X-, Y- and Z-axis

Standards and Regulations

Connection in acc. with standard	EN-VDE
Safety note	WARNING: The connectors may not be plugged in or disconnected under load. Ignoring the warning or improper use may damage persons and/or property.
	• WARNING: Commission properly functioning products only. The products must be regularly inspected for damage. Decommission defective products immediately. Replace damaged products. Repairs are not possible.

Printed-circuit board connector - PSPT 2,5/ 4-ST KMGY - 2202344

Technical data

Standards and Regulations

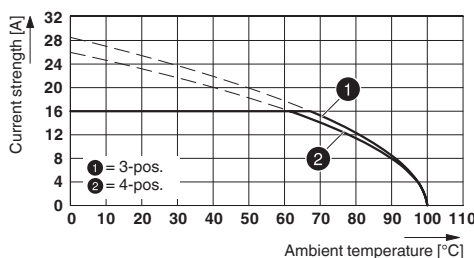
	<ul style="list-style-type: none"> • WARNING: Only electrically qualified personnel may install and operate the product. They must observe the following safety notes. The qualified personnel must be familiar with the basics of electrical engineering. They must be able to recognize and prevent danger. The relevant symbol on the packaging indicates that only personnel familiar with electrical engineering are allowed to install and operate the product.
	<ul style="list-style-type: none"> • The item is intended to be an unencapsulated plug for installation in a housing.
	<ul style="list-style-type: none"> • Operate the connector only when it is fully plugged in.

Environmental Product Compliance

China RoHS	Environmentally friendly use period: unlimited = EFUP-e
	No hazardous substances above threshold values

Drawings

Diagram



Type: PSPT 2,5/...-ST ... with ICC20(25)-H/...L(R)5,0-...

Classifications

eCl@ss

eCl@ss 10.0.1	27440309
eCl@ss 11.0	27460202
eCl@ss 4.0	27260700
eCl@ss 4.1	27260700
eCl@ss 5.0	27260700
eCl@ss 5.1	27260700
eCl@ss 6.0	27260700
eCl@ss 7.0	27440309
eCl@ss 9.0	27440309

ETIM

ETIM 6.0	EC002638
ETIM 7.0	EC002638

Printed-circuit board connector - PSPT 2,5/ 4-ST KMGY - 2202344

Classifications

UNSPSC

UNSPSC 13.2	39121409
UNSPSC 18.0	39121409
UNSPSC 19.0	39121409
UNSPSC 20.0	39121409
UNSPSC 21.0	39121400

Approvals


Approvals


Approvals

IECEE CB Scheme / cULus Recognized / EAC / VDE report with production monitoring

Ex Approvals

Approval details


IECEE CB Scheme		http://www.iecee.org/	DE1-57578
Nominal voltage UN	320 V		
Nominal current IN	16 A		

cULus Recognized		http://database.ul.com/cgi-bin/XYV/template/LISEXT/1FRAME/index.htm	E60425-19931012
	B	D	
Nominal voltage UN	300 V	150 V	
Nominal current IN	15 A	15 A	
mm ² /AWG/kcmil	24-14	24-14	

EAC		B.01687
-----	---	---------

Printed-circuit board connector - PSPT 2,5/ 4-ST KMGY - 2202344

Approvals

VDE report with production monitoring		http://www2.vde.com/de/Institut/Online-Service/VDE-gepruefteProdukte/Seiten/Online-Suche.aspx	40044868
Nominal voltage UN		320 V	
Nominal current IN		16 A	
mm ² /AWG/kcmil		0.2-2.5	

Phoenix Contact 2022 © - all rights reserved
<http://www.phoenixcontact.com>

PHOENIX CONTACT GmbH & Co. KG
Flachsmarktstr. 8
32825 Blomberg
Germany
Tel. +49 5235 300
Fax +49 5235 3 41200
<http://www.phoenixcontact.com>

单击下面可查看定价，库存，交付和生命周期等信息

[>>Phoenix Contact\(菲尼克斯\)](#)