

## Monitoring module - IBS RL 24 OC-LK - 2819972

Please be informed that the data shown in this PDF Document is generated from our Online Catalog. Please find the complete data in the user's documentation. Our General Terms of Use for Downloads are valid (<http://phoenixcontact.com/download>)



Repeater for signal monitoring and amplification for INTERBUS; fiber optic technology with 500 kbaud, divides the system into segments and enables individual branches to be switched off during operation

### Product description

INTERBUS Ruggedline modules are provided for harsh ambient conditions or in the case of high requirements regarding system diagnostics. To ensure maximum availability, these modules are equipped with a zinc die-cast housing (IP67). Therefore, they can be installed in the direct vicinity of welding tongs.

Each Ruggedline module consists of a mounting plate and an electronics module. The electronics module is snapped onto the mounting plate and fixed with two screws if necessary.

I/O errors can be clearly localized by means of extended diagnostics. Short-circuits of the power supply of the sensors, for example, are reported in groups of 4 inputs. And, in the case of a short-circuit at an output, the respective output is even reported directly. This information will be made available to the controller and displayed at the module.

In the case of modules with fiber optic connection, the diagnostics capability even goes one step further. By using the latest fiber optic technology, the quality of the transmission path is permanently ascertained and optimally adjusted. This information is available to the controller and at the module. Due to these additional features, slow deterioration of the transmission path can be detected before errors occur during transmission or transmission is interrupted.

In the case of Ruggedline modules, the bus medium can be selected. Apart from versions with fiber optic connection (polymer fiber), there are modules which are used with twisted pair cables. The bus medium can be changed from FO installation to a copper medium at any time using the corresponding plug-in adapters.

The bus is connected by means of IP67 plug-in plugs, which transport both the bus signal and the power supply to the modules. For easy preparation, the power supply cable is connected to the plug using the QUICKON fast connection method, and connection of the fiber optic cable is made using a simple cutting and assembly tool; additional polishing is not necessary.

If a fiber optic bus cable is assembled by the user, e.g. the bridge between 2 modules, it must be at least one meter long. For shorter cable bridges, please use only cable bridges from Phoenix Contact.

### Product Features

- ✓ Rugged metal housing
- ✓ Comprehensive diagnostic functions
- ✓ M12 connector for I/O devices
- ✓ Rugged Line connector for INTERBUS, either with fiber optic or twisted pair, and supply voltage



### Key commercial data

Packing unit	1 pc
Weight per Piece (excluding packing)	713.8 GRM
Custom tariff number	85389091

# Monitoring module - IBS RL 24 OC-LK - 2819972

Country of origin	Germany
-------------------	---------

## Technical data

### Note

Utilization restriction	EMC: class A product, see manufacturer's declaration in the download area
-------------------------	---

### Dimensions

Width	127 mm
Height	67 mm
Depth	71 mm

### Ambient conditions

Ambient temperature (operation)	0 °C ... 55 °C
Ambient temperature (storage/transport)	-25 °C ... 70 °C
Permissible humidity (operation)	100 %
Permissible humidity (storage/transport)	95 % (non-condensing)
Air pressure (operation)	860 hPa ... 1080 hPa (up to 1500 m above mean sea level)
Air pressure (storage/transport)	660 hPa ... 1080 hPa (up to 3500 m above mean sea level)
Degree of protection	IP65/IP67

### General

Weight	640 g
Mounting type	Wall mounting
Protection class	III, IEC 61140, EN 61140, VDE 0140-1
Air and creepage distances	According to EN 50178: 1998

### Interfaces

Fieldbus system	INTERBUS
Designation	INTERBUS
Connection method	IP67-RL connector with FO connection
Transmission speed	500 kBit/s

### Power supply for module electronics

Supply voltage	24 V DC
Supply voltage range	18.5 V DC ... 32 V DC (including ripple)
Ripple	Max 3.6 V <sub>SS</sub> within the permissible voltage range
Current consumption	typ. 80 mA

## Classifications

### eCl@ss

eCl@ss 4.0	27250304
------------	----------

## Monitoring module - IBS RL 24 OC-LK - 2819972

### Classifications

#### eCl@ss

eCl@ss 4.1	27250304
eCl@ss 5.0	27250304
eCl@ss 5.1	27242605
eCl@ss 6.0	27242605
eCl@ss 7.0	27242605
eCl@ss 8.0	27242608

#### ETIM

ETIM 2.0	EC001433
ETIM 3.0	EC001601
ETIM 4.0	EC001601
ETIM 5.0	EC001601

#### UNSPSC

UNSPSC 6.01	43172015
UNSPSC 7.0901	43201404
UNSPSC 11	43172015
UNSPSC 12.01	43201404
UNSPSC 13.2	43201404

### Approvals

#### Approvals

---

##### Approvals

UL Recognized / cUL Recognized / INTERBUS CLUB / cULus Recognized

---

##### Ex Approvals

---


##### Approvals submitted


---

##### Approval details

# Monitoring module - IBS RL 24 OC-LK - 2819972

## Approvals

UL Recognized 	
Nominal current IN	0.08 A
Nominal voltage UN	24 V

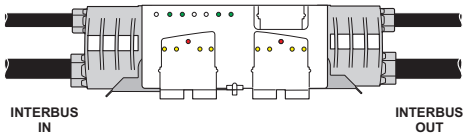
cUL Recognized 	
Nominal current IN	0.08 A
Nominal voltage UN	24 V

INTERBUS CLUB
---------------

cULus Recognized 
--

## Drawings

Connection diagram



单击下面可查看定价，库存，交付和生命周期等信息

[>>Phoenix Contact\(菲尼克斯\)](#)