


## Potential distributors - CBB 08 2X4RC-PT - 2905240

Please be informed that the data shown in this PDF Document is generated from our Online Catalog. Please find the complete data in the user's documentation. Our General Terms of Use for Downloads are valid (<http://phoenixcontact.com/download>)




Device circuit breaker boards for eight thermomagnetic (CB TM1...) or electronic (CB E1... NO) circuit breakers with group remote signaling, central supply, connection for relay contacts, and potential distribution for up to four loads per channel.

### Your advantages

- ✓ Reduced installation work with a combination of slots for protective modules and potential distributors
- ✓ Space savings of up to 35% thanks to compact design
- ✓ The system operating state is always available at a glance with integrated group remote signaling
- ✓ Up to 4 loads can be protected simultaneously with the additional terminal points



### Key Commercial Data

Packing unit	1 pc
GTIN	 4 046356 934459
GTIN	4046356934459

### Technical data

#### Dimensions

Height	127.8 mm
Width	170 mm
Depth	70.8 mm

#### Ambient conditions

Ambient temperature (operation)	-30 °C ... 60 °C (at 48 A, see derating)
Ambient temperature (storage/transport)	-30 °C ... 80 °C
Humidity test	96 h, 93 % RH, 40 °C
Degree of protection	IP20 (Terminal blocks and fuse holders)
	IP00 (PCB)

#### General

Flammability rating according to UL 94	V0
--	----

# Potential distributors - CBB 08 2X4RC-PT - 2905240

## Technical data

### General

Mounting type	DIN rail: 35 mm
Number of positions	1
Overtoltage category	II
Protection class	III
Degree of pollution	2
Type	DIN rail module, two-section, divisible

### Electrical data

Rated voltage main circuit	24 V DC
Rated current main circuit	60 A DC (total)
	12 A DC (per channel)
Rated voltage remote indication circuit	24 V DC
Rated current remote indication circuit	0.5 A DC
Rated surge voltage	0.5 kV
Short circuit stability	600 A (conditional according to DIN EN 50178)
Power dissipation	4.9 W (without circuit breaker)
Insertion/withdrawal cycles	50

### Connection data

Connection name	Supply X21
Connection method	Push-in connection
Stripping length	18 mm
Conductor cross section solid	0.75 mm² ... 16 mm²
Conductor cross section AWG	20 ... 4
Conductor cross section, flexible, with ferrule, with plastic sleeve	0.75 mm² ... 10 mm²
Conductor cross section flexible, with ferrule without plastic sleeve	0.75 mm² ... 16 mm²
Connection name	Outputs X1 ... X8
Connection method	Push-in connection
Stripping length	10 mm
Conductor cross section solid	0.2 mm² ... 4 mm²
Conductor cross section AWG	24 ... 12
Conductor cross section, flexible, with ferrule, with plastic sleeve	0.25 mm² ... 1.5 mm²
Conductor cross section flexible, with ferrule without plastic sleeve	0.25 mm² ... 2.5 mm²
Connection name	Remote signaling X31
Connection method	Push-in connection
Stripping length	10 mm
Conductor cross section solid	0.2 mm² ... 4 mm²
Conductor cross section AWG	24 ... 12
Conductor cross section, flexible, with ferrule, with plastic sleeve	0.25 mm² ... 1.5 mm²
Conductor cross section flexible, with ferrule without plastic sleeve	0.25 mm² ... 2.5 mm²

### Standards and Regulations

Potential distributors - CBB 08 2X4RC-PT - 2905240

Technical data

Standards and Regulations

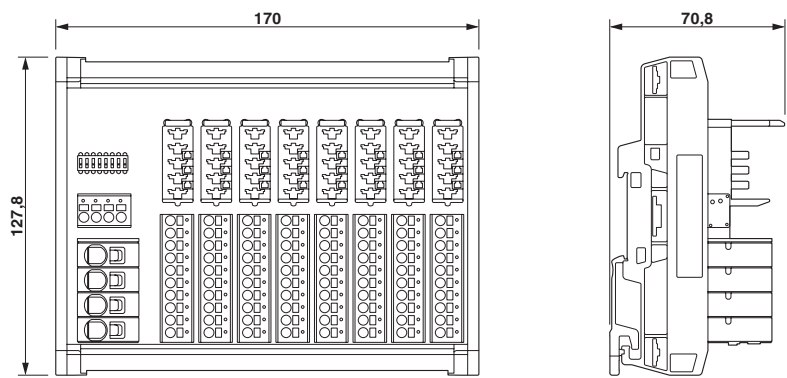
Standards/specifications	DIN EN 50178 1997
	DIN EN 61000-6-2:2005
	DIN EN 61000-6-3:2007+A1:2011
	DIN#EN 60068-2-6

Environmental Product Compliance

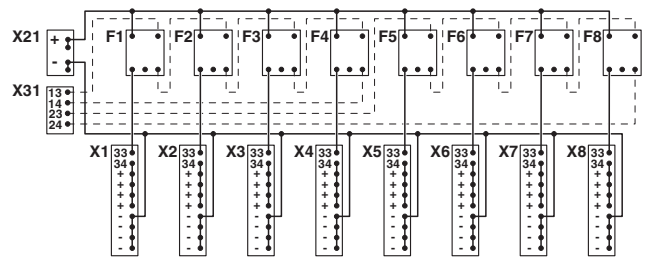
REACH SVHC	Lead 7439-92-1
China RoHS	Environmentally Friendly Use Period = 50 years
	For information on hazardous substances, refer to the manufacturer's declaration available under "Downloads"

Drawings

Dimensional drawing

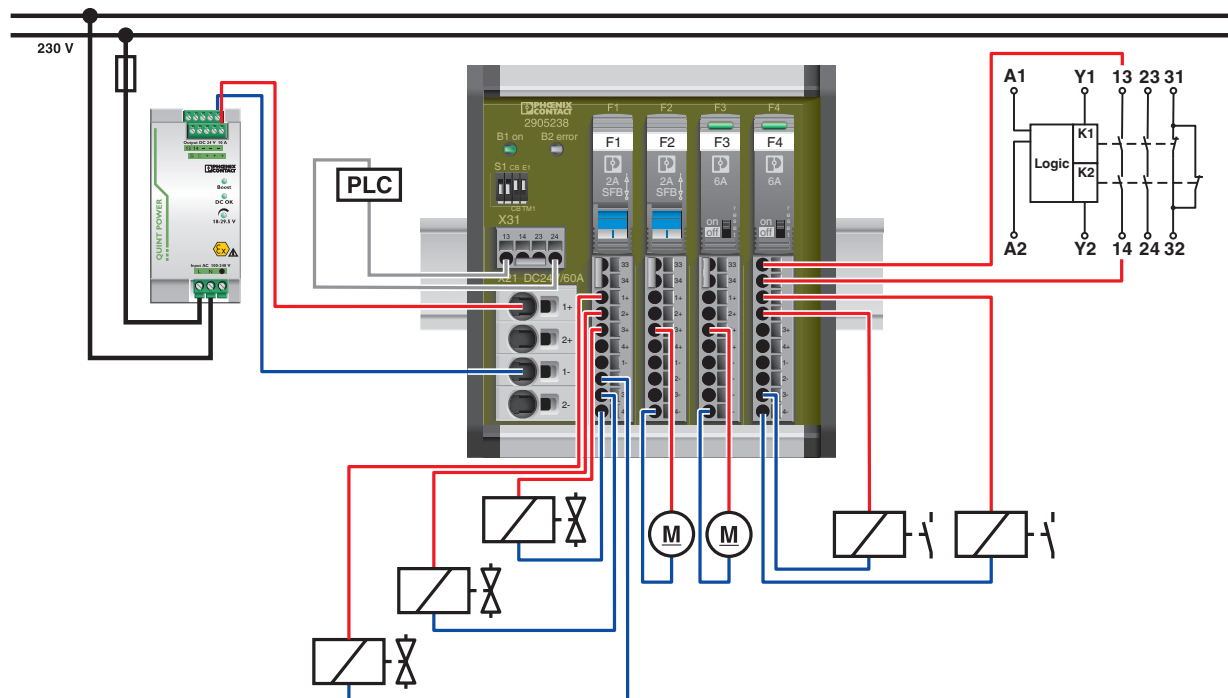


Circuit diagram



## Potential distributors - CBB 08 2X4RC-PT - 2905240

Application drawing



### Classifications

eCI@ss

eCI@ss 10.0.1	27141116
eCI@ss 11.0	27141116
eCI@ss 4.0	27141100
eCI@ss 4.1	27141100
eCI@ss 5.0	27141100
eCI@ss 5.1	27141100
eCI@ss 6.0	27141100
eCI@ss 7.0	27141116
eCI@ss 9.0	27141116

ETIM

ETIM 4.0	EC000899
ETIM 6.0	EC000899
ETIM 7.0	EC000899

## Potential distributors - CBB 08 2X4RC-PT - 2905240

### Classifications

#### UNSPSC

UNSPSC 13.2	39121410
UNSPSC 18.0	39121410
UNSPSC 19.0	39121410
UNSPSC 20.0	39121410
UNSPSC 21.0	39121400

### Approvals

#### Approvals

#### Approvals

#### EAC

#### Ex Approvals

#### Approval details

EAC		RU C- DE.*09.B.00169
-----	---	-------------------------

Phoenix Contact 2022 © - all rights reserved  
<http://www.phoenixcontact.com>

PHOENIX CONTACT GmbH & Co. KG  
Flachsmarktstr. 8  
32825 Blomberg  
Germany  
Tel. +49 5235 300  
Fax +49 5235 3 41200  
<http://www.phoenixcontact.com>

单击下面可查看定价，库存，交付和生命周期等信息

[>>Phoenix Contact\(菲尼克斯\)](#)