

Electronic housing - ME 22,5 UT/FE BUS/10 GN - 2908755

Please be informed that the data shown in this PDF Document is generated from our Online Catalog. Please find the complete data in the user's documentation. Our General Terms of Use for Downloads are valid (<http://download.phoenixcontact.com>)



Housing base, 10-position integrated cross connector for parallel through contacting

Product Features

- ✓ 2 optional serial contacts (daisy chain)
- ✓ Can be snapped onto standard NS 35/7,5 and NS 35/15 DIN rails
- ✓ Gold contacts for data transmission and power supply (125 V, 8 A)
- ✓ Supply via standard MINI COMBICON plug



Key commercial data

Packing unit	1 1
Weight per Piece (excluding packing)	58.39 GRM
Custom tariff number	85369010
Country of origin	Germany

Technical data

General

Housing type	Component housing
Housing material	Polyamide
Color	green

Ambient conditions

Ambient temperature (operation)	-40 °C ... 105 °C
---------------------------------	-------------------

Dimensions

Length	99 mm
Constructional height	114.5 mm
Width	22.5 mm

Electronic housing - ME 22,5 UT/FE BUS/10 GN - 2908755

Technical data

Technical data

Connection in acc. with standard	CUL
Nominal voltage U_N	300 V
Nominal current I_N	8 A
Indicator1	CUL1
Inflammability class according to UL 94	V0
Power dissipation at 20°C in the horizontal mounting position	6.1 W 12.1 W
Number of positions	16
	24
	4

Classifications

eCl@ss

eCl@ss 4.0	27180401
eCl@ss 4.1	27180401
eCl@ss 5.0	27180506
eCl@ss 5.1	27180506
eCl@ss 6.0	27180802
eCl@ss 7.0	27182702
eCl@ss 8.0	27182702

ETIM

ETIM 2.0	EC001031
ETIM 3.0	EC001031
ETIM 4.0	EC001031
ETIM 5.0	EC001031

UNSPSC

UNSPSC 6.01	31261501
UNSPSC 7.0901	31261501
UNSPSC 11	31261501
UNSPSC 12.01	31261501
UNSPSC 13.2	31261501

Approvals

Approvals

Electronic housing - ME 22,5 UT/FE BUS/10 GN - 2908755

Approvals

Approvals

UL Recognized / cUL Recognized / cULus Recognized

Ex Approvals

Approvals submitted

Approval details

UL Recognized

cUL Recognized

	B	D
Nominal current I _N	8 A	8 A
Nominal voltage U _N	300 V	300 V

cULus Recognized

Accessories

Accessories

Coding element

Coding star - CR-MSTB - 1734401

Coding section, inserted into the recess in the header or the inverted plug, red insulating material



Electronic housing - ME 22,5 UT/FE BUS/10 GN - 2908755

Accessories

Coding profile - CP-MSTB - 1734634

Coding profile, is inserted into the slot on the plug or inverted header, red insulating material



Filler plug

Electronic housing - ME B-KA - 2854173



Terminal cover, 1 strip covers up to 12 terminal points, for ME-BUS terminal opening, (male side)

Electronic housing - ME B-22,5 MKDSO GN - 2907143



Filler plugs, for unoccupied terminal points

Electronic housing - ME B-22,5 MSTBO GN - 2907156



Filler plugs, for unoccupied terminal points

Electronic housing - ME B-SA/NS 35 - 2935959

Terminal cover, 1 strip covers up to 12 terminal points, for ME-BUS male side, (female side)



Electronic housing - ME 22,5 UT/FE BUS/10 GN - 2908755

Accessories

Electronic housing - ME B-12,5 3MSTBO GN - 2709176



Filler plugs, for unoccupied terminal points

Electronic housing - ME B-22,5 MKDSO GN - 2907143



Filler plugs, for unoccupied terminal points

Electronic housing - ME B-22,5 MSTBO GN - 2907156



Filler plugs, for unoccupied terminal points

Electronic housing - ME B-SA/NS 35 - 2935959

Terminal cover, 1 strip covers up to 12 terminal points, for ME-BUS male side, (female side)



Electronic housing - ME B-KA - 2854173

Terminal cover, 1 strip covers up to 12 terminal points, for ME-BUS terminal opening, (male side)



Mounting material

Electronic housing - ME 22,5 UT/FE BUS/10 GN - 2908755

Accessories

Components of electronic housing - ME-SAS - 2853899



Shield connection clamp for printed circuit terminal block

Electronic housing - ME DH27 NS 35 - 2908760

Spacers, for protection of the input or output contacts for DIN rail NS 35, width [B] 27 mm



Electronic housing - ME DH36 NS 35 - 2909895

Spacers, for protection of the input or output contacts for DIN rail NS 35, width [B] 36 mm



Electronic housing - ME LPZS - 2906911



PCB stop, for soldering onto PCB

Required add-on products

Electronic housing - ME 22,5 OT-1MSTBO GN - 2709558



Upper part of housing, for COMBICON connection, single-level

Electronic housing - ME 22,5 UT/FE BUS/10 GN - 2908755

Accessories

Electronic housing - ME 22,5 OT-MSTBO GN - 2907169



Upper part of housing, for COMBICON connection, double-level

Electronic housing - ME 22,5 OT-MKDSO GN - 2907172



Housing upper part, for printed circuit terminal block connection

Electronic housing - ME 22,5 OT-MSTBO SET - 2907444



Housing upper part, complete with 4 pairs of COMBICON headers and plugs

Electronic housing - ME 22,5 OT-MKDSO SET - 2907473

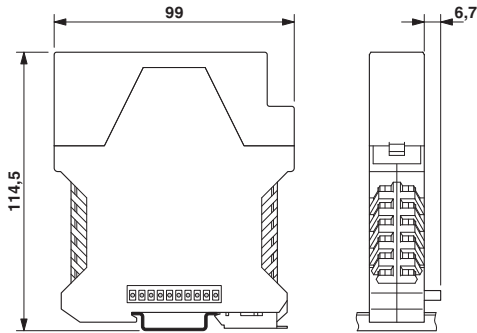


Housing upper part, complete with PCB termination blocks for full equipping. 16-pos., housing width: 22.5 mm

Drawings

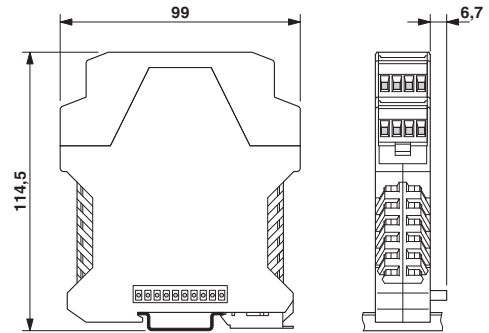
Electronic housing - ME 22,5 UT/FE BUS/10 GN - 2908755

Dimensioned drawing



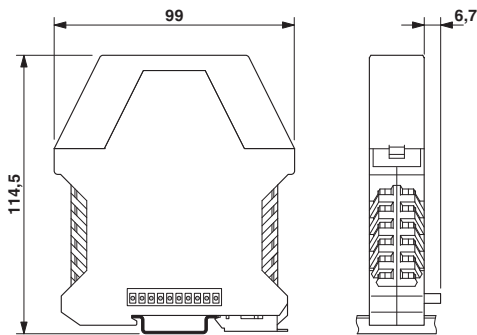
Dimensions of the electronics housing ME.../BUS5 and ME.../BUS10 with single-level upper part

Dimensioned drawing



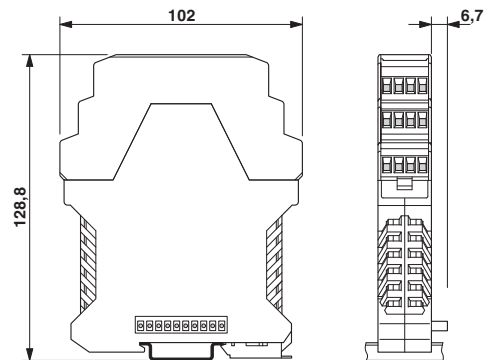
Dimensions of the electronics housing ME.../BUS5 and ME.../BUS10 with double-level upper part

Dimensioned drawing



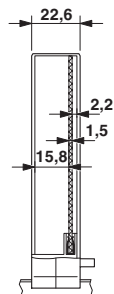
Dimensions of the electronics housing ME.../BUS5 and ME.../BUS10 with triple-level upper part

Dimensioned drawing



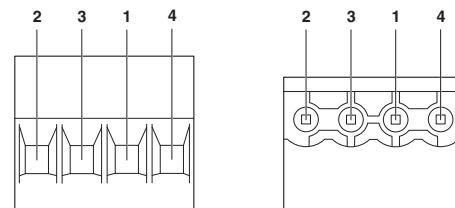
Dimensions of the electronics housing ME.../BUS5 and ME.../BUS10 with triple-level upper part

Dimensioned drawing



Internal housing dimensions, electronics housing ME 22.5 BUS...

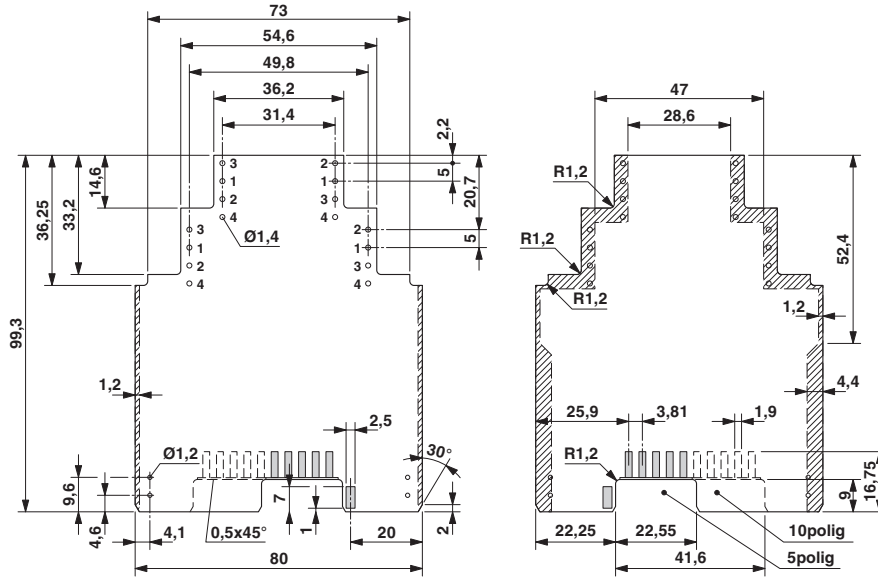
Schematic diagram



Pin assignment left

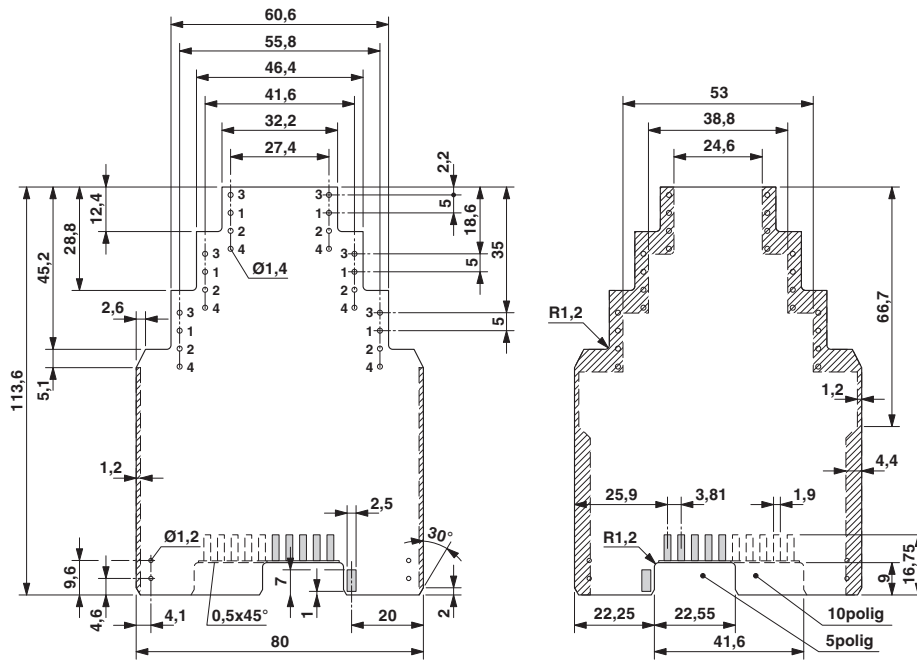
Electronic housing - ME 22,5 UT/FE BUS/10 GN - 2908755

Dimensioned drawing



Dimensional drawing of the ME.../BUS5 and ME.../BUS10 printed circuit board if the double-level upper part is used

Dimensioned drawing



Dimensional drawing of the ME.../BUS5 and ME.../BUS10 printed circuit board if the triple-level upper part is used

单击下面可查看定价，库存，交付和生命周期等信息

[>>Phoenix Contact\(菲尼克斯\)](#)