

## Panel feed-through terminal block - HDFK 50-VP-IB - 0717186

Please be informed that the data shown in this PDF Document is generated from our Online Catalog. Please find the complete data in the user's documentation. Our General Terms of Use for Downloads are valid (<http://download.phoenixcontact.com>)



Panel feed-through terminal block, Connection method: Screw connection, Cable lug connection, Load current : 150 A, Cross section: 16 mm<sup>2</sup> - 50 mm<sup>2</sup>, Width: 18.8 mm, Color: gray



### Key commercial data

Packing unit	1 1
Minimum order quantity	10 1
Weight per Piece (excluding packing)	93.7 GRM
Custom tariff number	85369010
Country of origin	Greece

### Technical data

#### General

Number of levels	1
Number of connections	2
Color	gray
Insulating material	PA
Inflammability class according to UL 94	V0
Rated surge voltage	8 kV
Pollution degree	3
Surge voltage category	III
Insulating material group	I
Connection in acc. with standard	IEC 60947-7-1
Nominal current I <sub>N</sub>	150 A
Nominal voltage U <sub>N</sub>	690 V
Open side panel	nein
Number of positions	1

# Panel feed-through terminal block - HDFK 50-VP-IB - 0717186

## Technical data

### Dimensions

Width	18.8 mm
-------	---------

### Connection data

Note	Terminal sleeve
Connection side	Outside
Connection method	Screw connection
Conductor cross section solid min.	16 mm <sup>2</sup>
Conductor cross section solid max.	50 mm <sup>2</sup>
Conductor cross section stranded min.	16 mm <sup>2</sup>
Conductor cross section stranded max.	50 mm <sup>2</sup>
Conductor cross section AWG/kcmil min.	6
Conductor cross section AWG/kcmil max	1/0
Conductor cross section stranded, with ferrule without plastic sleeve min.	10 mm <sup>2</sup>
Conductor cross section stranded, with ferrule without plastic sleeve max.	50 mm <sup>2</sup>
Conductor cross section stranded, with ferrule with plastic sleeve min.	10 mm <sup>2</sup>
Conductor cross section stranded, with ferrule with plastic sleeve max.	50 mm <sup>2</sup>
2 conductors with same cross section, solid min.	6 mm <sup>2</sup>
2 conductors with same cross section, solid max.	16 mm <sup>2</sup>
2 conductors with same cross section, stranded min.	10 mm <sup>2</sup>
2 conductors with same cross section, stranded max.	16 mm <sup>2</sup>
2 conductors with same cross section, stranded, ferrules without plastic sleeve, min.	6 mm <sup>2</sup>
2 conductors with same cross section, stranded, ferrules without plastic sleeve, max.	16 mm <sup>2</sup>
2 conductors with same cross section, stranded, TWIN ferrules with plastic sleeve, min.	6 mm <sup>2</sup>
2 conductors with same cross section, stranded, TWIN ferrules with plastic sleeve, max.	10 mm <sup>2</sup>
Stripping length	24 mm
Internal cylindrical gage	B10
Screw thread	M6
Tightening torque, min	6 Nm
Tightening torque max	8 Nm
Connection side	Inside
Connection method	Cable lug connection
Conductor cross section solid min.	16 mm <sup>2</sup>
Conductor cross section solid max.	50 mm <sup>2</sup>
Conductor cross section stranded min.	16 mm <sup>2</sup>
Conductor cross section stranded max.	50 mm <sup>2</sup>

## Panel feed-through terminal block - HDFK 50-VP-IB - 0717186

### Technical data

#### Connection data

Conductor cross section AWG/kcmil min.	6
Conductor cross section AWG/kcmil max	1/0
Conductor cross section stranded, with ferrule without plastic sleeve min.	10 mm <sup>2</sup>
Conductor cross section stranded, with ferrule without plastic sleeve max.	50 mm <sup>2</sup>
Conductor cross section stranded, with ferrule with plastic sleeve min.	10 mm <sup>2</sup>
Conductor cross section stranded, with ferrule with plastic sleeve max.	50 mm <sup>2</sup>
2 conductors with same cross section, solid min.	6 mm <sup>2</sup>
2 conductors with same cross section, solid max.	16 mm <sup>2</sup>
2 conductors with same cross section, stranded min.	10 mm <sup>2</sup>
2 conductors with same cross section, stranded max.	16 mm <sup>2</sup>
2 conductors with same cross section, stranded, ferrules without plastic sleeve, min.	6 mm <sup>2</sup>
2 conductors with same cross section, stranded, ferrules without plastic sleeve, max.	16 mm <sup>2</sup>
2 conductors with same cross section, stranded, TWIN ferrules with plastic sleeve, min.	6 mm <sup>2</sup>
2 conductors with same cross section, stranded, TWIN ferrules with plastic sleeve, max.	10 mm <sup>2</sup>
Internal cylindrical gage	B10
Screw thread	M8
Tightening torque, min	12 Nm
Tightening torque max	15 Nm

### Classifications

#### eCl@ss

eCl@ss 4.0	27141131
eCl@ss 4.1	27141131
eCl@ss 5.0	27141134
eCl@ss 5.1	27141134
eCl@ss 6.0	27141134
eCl@ss 7.0	27141134
eCl@ss 8.0	27141134

#### ETIM

ETIM 2.0	EC001283
ETIM 3.0	EC001283
ETIM 4.0	EC001283
ETIM 5.0	EC001283

# Panel feed-through terminal block - HDFK 50-VP-IB - 0717186

## Classifications

### UNSPSC

UNSPSC 6.01	30211811
UNSPSC 7.0901	39121410
UNSPSC 11	39121410
UNSPSC 12.01	39121410
UNSPSC 13.2	39121410

## Approvals

### Approvals


#### Approvals


CSA / UL Recognized / KEMA-KEUR / IEC EE CB Scheme

#### Ex Approvals

#### Approvals submitted

## Approval details

CSA 			
		B	C
mm <sup>2</sup> /AWG/kcmil	6	6	6
Nominal current I <sub>N</sub>	125 A	125 A	125 A
Nominal voltage U <sub>N</sub>	600 V	600 V	600 V

UL Recognized 		
	B	C
mm <sup>2</sup> /AWG/kcmil	6	6
Nominal current I <sub>N</sub>	150 A	150 A
Nominal voltage U <sub>N</sub>	600 V	600 V

# Panel feed-through terminal block - HDFK 50-VP-IB - 0717186

## Approvals

KEMA-KEUR	
mm <sup>2</sup> /AWG/kcmil	50
Nominal current I <sub>N</sub>	150 A
Nominal voltage U <sub>N</sub>	690 V

IECEE CB Scheme	
mm <sup>2</sup> /AWG/kcmil	50
Nominal current I <sub>N</sub>	150 A
Nominal voltage U <sub>N</sub>	690 V

## Accessories

Accessories

Mounting material

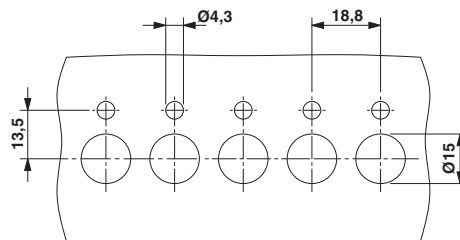
Insertion profile - UKH 50 EP - 3009228



Insertion profile, Color: silver

## Drawings

Dimensioned drawing





单击下面可查看定价，库存，交付和生命周期等信息

[>>Phoenix Contact \(菲尼克斯\)](#)