

Base strip - DFK-PC 4/ 8-GF-7,62 - 1840612

Please be informed that the data shown in this PDF Document is generated from our Online Catalog. Please find the complete data in the user's documentation. Our General Terms of Use for Downloads are valid (<http://download.phoenixcontact.com>)



Plug component, Nominal current: 20 A, Rated voltage (III/2): 630 V, Number of positions: 8, Pitch: 7.62 mm, Connection method: Screw connection, Color: green, Contact surface: Tin, Assembly: Direct mounting

The figure shows a 5-pos. version of the product

Why buy this product

- Can be plugged into PC 4 and PC 5 plugs
- Screw connection on the inside of the device
- Lateral mounting flanges (for screw set see accessories)
- Feed-through plug-in connectors for a panel thickness of 1 to 5 mm
- Can be mounted from outside or prewired and mounted from inside



Key commercial data

Packing unit	1
Minimum order quantity	50
Catalog page	Page 424 (CC-2011)
GTIN	 4 017918 111762
Custom tariff number	85366990
Country of origin	POLAND

Technical data

Dimensions / positions

Pitch	7.62 mm
Dimension a	53.34 mm
Number of positions	8
Screw thread	M3
Tightening torque, min	0.5 Nm
Tightening torque max	0.6 Nm

Technical data

Range of articles	DFK-PC 4/...-GF
Insulating material group	I

Base strip - DFK-PC 4/ 8-GF-7,62 - 1840612

Technical data

Technical data

Rated surge voltage (III/3)	6 kV
Rated surge voltage (III/2)	6 kV
Rated surge voltage (II/2)	6 kV
Rated voltage (III/2)	630 V
Rated voltage (II/2)	1000 V
Connection in acc. with standard	EN-VDE
Nominal current I_N	20 A
Nominal voltage U_N	400 V
Nominal cross section	4 mm ²
Maximum load current	20 A
Insulating material	PA
Inflammability class according to UL 94	V0
Internal cylindrical gage	A4
Stripping length	7 mm
Nominal voltage, UL/CUL Use Group B	300 V
Nominal current, UL/CUL Use Group B	35 A
Nominal voltage, UL/CUL Use Group C	300 V
Nominal current, UL/CUL Use Group C	35 A
Nominal voltage, UL/CUL Use Group D	600 V
Nominal current, UL/CUL Use Group D	5 A

Connection data

Conductor cross section solid min.	0.2 mm ²
Conductor cross section solid max.	4 mm ²
Conductor cross section stranded min.	0.2 mm ²
Conductor cross section stranded max.	4 mm ²
Conductor cross section stranded, with ferrule without plastic sleeve min.	0.25 mm ²
Conductor cross section stranded, with ferrule without plastic sleeve max.	4 mm ²
Conductor cross section stranded, with ferrule with plastic sleeve min.	0.25 mm ²
Conductor cross section stranded, with ferrule with plastic sleeve max.	4 mm ²
Conductor cross section AWG/kcmil min.	24
Conductor cross section AWG/kcmil max	10
2 conductors with same cross section, solid min.	0.2 mm ²
2 conductors with same cross section, solid max.	2.5 mm ²
2 conductors with same cross section, stranded min.	0.2 mm ²
2 conductors with same cross section, stranded max.	2.5 mm ²
2 conductors with same cross section, stranded, ferrules without plastic sleeve, min.	0.2 mm ²
2 conductors with same cross section, stranded, ferrules without plastic sleeve, max.	1.5 mm ²

Base strip - DFK-PC 4/ 8-GF-7,62 - 1840612

Technical data

Connection data

2 conductors with same cross section, stranded, TWIN ferrules with plastic sleeve, min.	0.5 mm ²
2 conductors with same cross section, stranded, TWIN ferrules with plastic sleeve, max.	2.5 mm ²
Minimum AWG according to UL/CUL	30
Maximum AWG according to UL/CUL	10

Classifications

ETIM

ETIM 3.0	EC001283
ETIM 4.0	EC001283
ETIM 5.0	EC001283

UNSPSC

UNSPSC 11	39121409
UNSPSC 12.01	39121409
UNSPSC 13.2	39121409
UNSPSC 6.01	30211810
UNSPSC 7.0901	39121409

eCl@ss

eCl@ss 4.0	272607xx
eCl@ss 4.1	27260701
eCl@ss 5.0	27260701
eCl@ss 5.1	27141190
eCl@ss 6.0	27260704
eCl@ss 7.0	27440402

Approvals

Approvals

Approvals

CSA / UL Recognized / cUL Recognized / GOST / LR / GL / DNV / GOST / cULus Recognized


Ex Approvals

Approvals submitted


Approval details

Base strip - DFK-PC 4/ 8-GF-7,62 - 1840612


Approvals

CSA 

	B	C
mm ² /AWG/kcmil	28-10	28-10
Nominal current IN	20 A	20 A
Nominal voltage UN	300 V	300 V

UL Recognized 

	B	C	D
mm ² /AWG/kcmil	30-10	30-10	30-10
Nominal current IN	35 A	35 A	5 A
Nominal voltage UN	300 V	300 V	600 V

cUL Recognized 

	B	C	D
mm ² /AWG/kcmil	30-10	30-10	30-10
Nominal current IN	35 A	35 A	5 A
Nominal voltage UN	300 V	300 V	600 V

GOST 

LR

mm ² /AWG/kcmil	4
Nominal current IN	20 A
Nominal voltage UN	400 V

GL

Nominal current IN	20 A
Nominal voltage UN	400 V

DNV

Base strip - DFK-PC 4/ 8-GF-7,62 - 1840612

Approvals



Accessories

Accessories

Assembly

Screw set - DFK-MSTB-SS - 0708263



Screw set, for securing the header to the device wall, consists of an M3 x 10 screw, with a spring washer and a nut

Marking

Marker cards - SK 7,62/3,8:FORTL.ZAHLEN - 0804549



Marker cards, Card, white, labeled, Horizontal: Consecutive numbers 1 - 10, 11 - 20, etc. up to 91 - 100, Mounting type: Adhesive, For terminal block width: 7.62 mm

Plug/Adapter

Coding profile - CP-HCC 4 - 1600027



Coding profile, Color: red

Tools

Base strip - DFK-PC 4/ 8-GF-7,62 - 1840612

Accessories

Screwdriver - SZS 0,6X3,5 - 1205053



Actuation tool, for ST terminal blocks, insulated, also suitable for use as a bladed screwdriver, size: 0.6 x 3.5 x 100 mm, 2-component grip, with non-slip grip

Additional products

Printed-circuit board connector - PC 4/ 8-STF-7,62 - 1828304



Plug component, Nominal current: 20 A, Rated voltage (III/2): 630 V, Number of positions: 8, Pitch: 7.62 mm, Connection method: Screw connection, Color: green, Contact surface: Tin

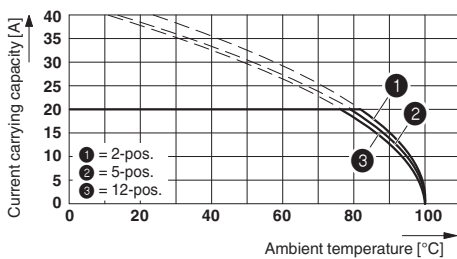
Printed-circuit board connector - PC 4 HV/ 8-STF-7,62 - 1880135



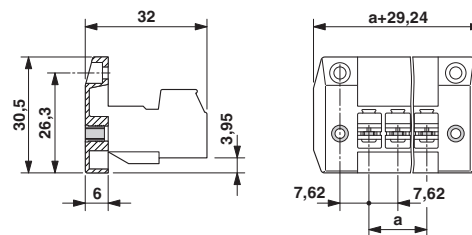
Plug component, Nominal current: 20 A, Rated voltage (III/2): 1000 V, Number of positions: 8, Pitch: 7.62 mm, Connection method: Screw connection, Color: green, Contact surface: Tin

Drawings

Diagram



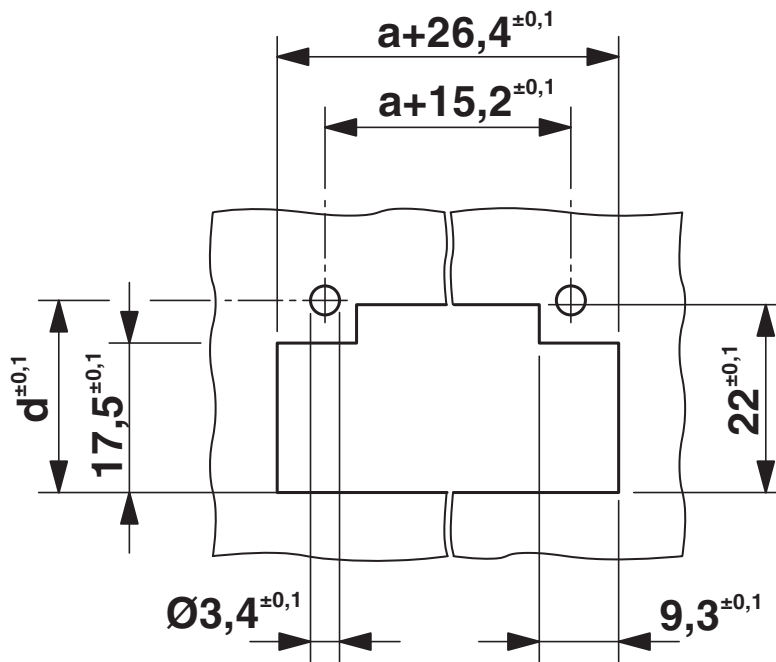
Dimensioned drawing



Derating curve for: PC 4/...-ST-7,62 with DFK-PC 4/...-GF-7,62

Base strip - DFK-PC 4/ 8-GF-7,62 - 1840612

Dimensioned drawing



Dimension d depending on the wall thickness (W) in mm: $W=1$: $d=21.4$

Base strip - DFK-PC 4/ 8-GF-7,62 - 1840612

W=2: d=21.9

W=3: d=22.5

W=4: d=23.1

W=5: d=23.7

© Phoenix Contact 2012 - all rights reserved
<http://www.phoenixcontact.com>

单击下面可查看定价，库存，交付和生命周期等信息

[>>Phoenix Contact\(菲尼克斯\)](#)