

Uninterruptible power supply - QUINT-UPS/ 24DC/ 24DC/10/3.4AH - 2320267

Please be informed that the data shown in this PDF Document is generated from our Online Catalog. Please find the complete data in the user's documentation. Our General Terms of Use for Downloads are valid (<http://phoenixcontact.com/download>)



Uninterruptible power supply with IQ technology and integrated power storage for DIN rail mounting, input 24 V DC, output: 24 V DC/10 A, power storage: lead AGM 3.4 Ah, incl. mounted UTA 107/30 universal DIN rail adapter

Product Features

- ✓ Easy handling thanks to automatic battery detection, tool-free battery replacement during operation, and communication via the IFS interface
- ✓ Reliable starting of difficult loads with the static POWER BOOST power reserve with up to 1.5 times the nominal current permanently
- ✓ Fast tripping of standard circuit breakers with SFB (selective fuse breaking) technology
- ✓ Device suitable for universal use thanks to comprehensive license package and extensive parameterization and diagnostics options



Key Commercial Data

Packing unit	1 pc
Weight per Piece (excluding packing)	4500.8 g
Custom tariff number	85371091
Country of origin	China

Technical data

Dimensions

Width	120 mm
Height	169 mm
Depth	125 mm

Ambient conditions

Degree of protection	IP20
Ambient temperature (operation)	0 °C ... 40 °C
Ambient temperature (storage/transport)	-15 °C ... 40 °C
Max. permissible relative humidity (operation)	≤ 95 % (25°C, non-condensing)

Uninterruptible power supply - QUINT-UPS/ 24DC/ 24DC/10/3.4AH - 2320267

Technical data

Ambient conditions

Noise immunity	EN 61000-6-2:2005
----------------	-------------------

Input data

Nominal input voltage	24 V DC
Input voltage range	18 V DC ... 30 V DC
Current consumption (maximum)	18.6 A (24 V DC)
Current consumption (idle)	9.5 mA
Current consumption (charging process)	3.6 A
Buffer period	180 min. (1 A)
	10 min. (10 A)

Output data (24 V DC mains operation)

Nominal output voltage	24 V DC
Output voltage range (depends on the input voltage)	18 V DC ... 30 V DC
Nominal output current	10 A (0°C ... 40°C)
POWER BOOST	15 A (-25°C ... 40°C)
SFB technology current reserve	60 A (-25 °C ... 60 °C)

Output data (24 V DC battery operation)

Nominal output voltage	24 V DC
Output voltage range (depends on the input voltage)	19.2 V DC ... 27.6 V DC ($U_{OUT} = U_{BAT} - 0.5 \text{ V DC}$)
Nominal output current	10 A (-25 °C ... 60 °C)
POWER BOOST	15 A (-25°C ... 40°C)
SFB technology current reserve	65 A (-25 °C ... 60 °C)

General output data

Efficiency	> 97.6 % (Mains operation, with charged power storage)
------------	--------------------------------------------------------

General

IQ technology	Yes
Disposal	Used batteries must not be thrown away with household waste, they should instead be disposed of in accordance with applicable national regulations. They can also be returned to Phoenix Contact or the manufacturer.
Net weight	3.8 kg
Memory medium	Lead rechargeable battery module, 3.4 Ah
Protection class	III
MTBF (IEC 61709, SN 29500)	> 806000 h (40°C)
Mounting position	horizontal DIN rail NS 35, EN 60715
Assembly instructions	Can be aligned: horizontal 5 mm, vertical 50 mm

Uninterruptible power supply - QUINT-UPS/ 24DC/ 24DC/10/3.4AH - 2320267

Technical data

Connection data, input

Connection method	Pluggable screw connection
Conductor cross section solid min.	0.2 mm ²
Conductor cross section solid max.	2.5 mm ²
Conductor cross section flexible min.	0.2 mm ²
Conductor cross section flexible max.	2.5 mm ²
Conductor cross section AWG min.	16
Conductor cross section AWG max.	12
Stripping length	7 mm
Screw thread	M4

Connection data, output

Connection method	Pluggable screw connection
Conductor cross section solid min.	0.2 mm ²
Conductor cross section solid max.	2.5 mm ²
Conductor cross section flexible min.	0.2 mm ²
Conductor cross section flexible max.	2.5 mm ²
Conductor cross section AWG min.	16
Conductor cross section AWG max.	12
Stripping length	7 mm
Screw thread	M4

Connection data for signaling

Conductor cross section solid min.	0.2 mm ²
Conductor cross section solid max.	2.5 mm ²
Conductor cross section flexible min.	0.2 mm ²
Conductor cross section flexible max.	2.5 mm ²
Conductor cross section AWG min.	24
Conductor cross section AWG max.	12
Screw thread	M4

Standards and Regulations

Electromagnetic compatibility	Conformance with EMC Directive 2004/108/EC
Shock	30g in each direction, according to IEC 60068-2-27
Noise immunity	EN 61000-6-2:2005
Connection in acc. with standard	CUL
Standards/regulations	EN 61000-4-3
	EN 61000-4-4
	EN 61000-4-6

Uninterruptible power supply - QUINT-UPS/ 24DC/ 24DC/10/3.4AH - 2320267

Technical data

Standards and Regulations

Standard - Electrical safety	EN 60950-1/VDE 0805 (SELV)
	EN 61558-2-17
Standard – Electronic equipment for use in electrical power installations and their assembly into electrical power installations	EN 50178/VDE 0160 (PELV)
UL approvals	UL/C-UL Recognized UL 60950
	UL Listed UL 508
Vibration (operation)	< 15 Hz, amplitude ±2.5 mm (according to IEC 60068-2-6)
Low Voltage Directive	Conformance with LV directive 2006/95/EC
Rail applications	EN 50121-4

Classifications

eCl@ss

eCl@ss 4.0	27040702
eCl@ss 4.1	27040702
eCl@ss 5.0	27242213
eCl@ss 5.1	27040603
eCl@ss 6.0	27040603
eCl@ss 7.0	27040603
eCl@ss 8.0	27049201

ETIM

ETIM 3.0	EC001039
ETIM 4.0	EC000382
ETIM 5.0	EC000382

UNSPSC

UNSPSC 6.01	30211510
UNSPSC 7.0901	39121011
UNSPSC 11	39121011
UNSPSC 12.01	39121011
UNSPSC 13.2	39121011

Approvals

Approvals

Uninterruptible power supply - QUINT-UPS/ 24DC/ 24DC/10/3.4AH - 2320267

Approvals

Approvals


UL Recognized / UL Listed / cUL Recognized / cUL Listed / EAC / cULus Recognized / cULus Listed


Ex Approvals

Approvals submitted

Approval details


UL Recognized 

UL Listed 

cUL Recognized 

cUL Listed 

EAC

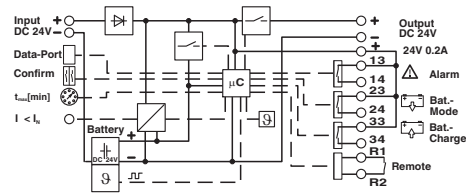
cULus Recognized 

cULus Listed 

Uninterruptible power supply - QUINT-UPS/ 24DC/ 24DC/10/3.4AH - 2320267

Drawings

Block diagram



单击下面可查看定价，库存，交付和生命周期等信息

[>>Phoenix Contact\(菲尼克斯\)](#)