

# EMD-SL-PS...

## Plug-In Power Modules for Monitoring and Timer Relays

### AUTOMATION

Data Sheet  
103221\_en\_00

© PHOENIX CONTACT - 11/2007



## 1 Description

Plug-in power modules are used to adjust the supply voltage for monitoring and timer relays in the EMD/ETD series with housing widths of 22.5 mm or 45 mm.

### Dimensions

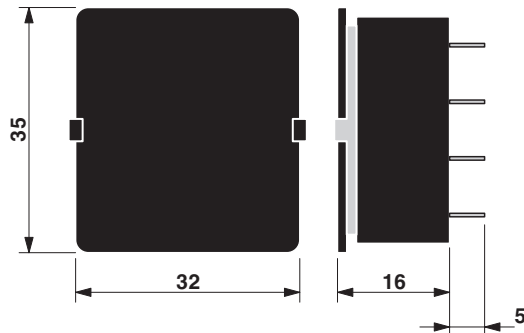


Figure 1 EMD-SL-PS... dimensions (in mm)

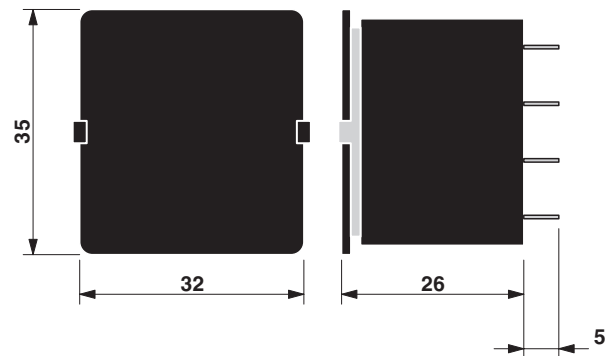


Figure 2 EMD-SL-PS45... dimensions (in mm)



Make sure you always use the latest documentation.  
It can be downloaded at [www.download.phoenixcontact.com](http://www.download.phoenixcontact.com).  
A conversion table is available on the Internet at  
[www.download.phoenixcontact.com/general/7000\\_en\\_00.pdf](http://www.download.phoenixcontact.com/general/7000_en_00.pdf).



This data sheet is valid for all products listed on the following page:

## 2 Ordering Data

### Plug-In Power Modules for a Housing Width of 22.5 mm

Description	Type	Order No.	Pcs./Pck.
20 V DC ... 30 V DC supply voltage	EMD-SL-PS-24DC	2885539	1
20.2 V AC ... 26.4 V AC supply voltage	EMD-SL-PS-24AC	2866103	1
88 V AC ... 121 V AC supply voltage	EMD-SL-PS-110AC	2866116	1
108 V AC ... 132 V AC supply voltage	EMD-SL-PS-120AC	2885731	1
195 V AC ... 264 V AC supply voltage	EMD-SL-PS-230AC	2866129	1

### Plug-In Power Modules for a Housing Width of 45 mm

Description	Type	Order No.	Pcs./Pck.
88 V AC ... 121 V AC supply voltage	EMD-SL-PS45-110AC	2885281	1
108 V AC ... 132 V AC supply voltage	EMD-SL-PS45-120AC	2885744	1
195 V AC ... 264 V AC supply voltage	EMD-SL-PS45-230AC	2885294	1
340 V AC ... 440 V AC supply voltage	EMD-SL-PS45-400AC	2885304	1
425 V AC ... 550 V AC supply voltage	EMD-SL-PS45-500AC	2885317	1

## 3 Technical Data

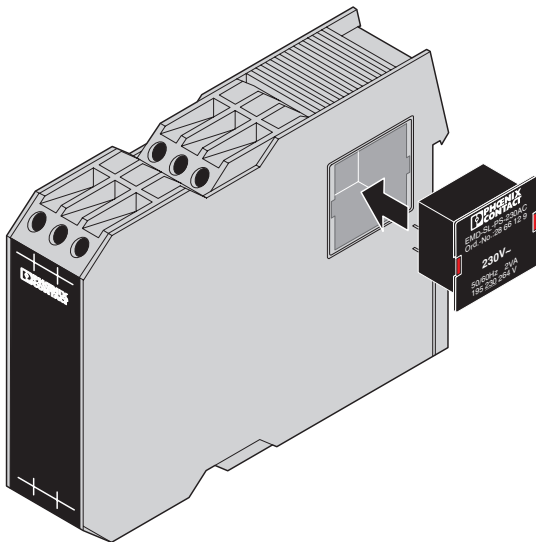
### General Data

Input voltage range	See "Ordering Data"
Nominal frequency	50/60 Hz (only EMD-SL-PS...AC)
Operating time	100%
Material	Plastic, self-extinguishing
Degree of protection	IP40

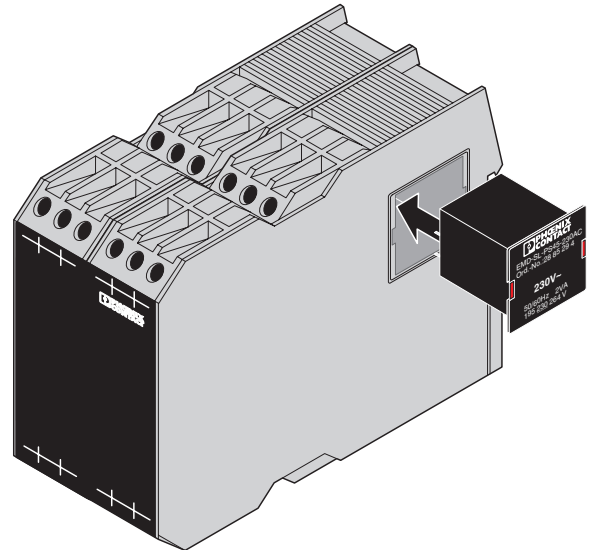
### Ambient Conditions

Ambient temperature (operation)	-25°C ... +55°C
Ambient temperature (storage)	-25°C ... +70°C
Permissible humidity (operation)	15% ... 85%

## 4 Mounting



Housing width 22.5 mm



Housing width 45 mm

The power module for power supply is supplied in a transport casing to prevent the connection legs from being bent.

To install the power module in the relay housing, remove the transport casing and position the power module in the recess in the side of the housing (ensure that it is the right way round). The red locking latches snap in with an audible click when the power module is securely positioned.

To remove the power module, press the two red locking latches together and pull out the power module.

单击下面可查看定价，库存，交付和生命周期等信息

[>>Phoenix Contact \(菲尼克斯\)](#)