



UKK 5-BE

Order No.: 3048027

<http://eshop.phoenixcontact.de/phoenix/treeViewClick.do?UID=3048027>

Feed-through modular terminal block, Connection type: Screw connection, Cross section: 0.2 mm² - 4 mm², AWG: 24 - 12, Nominal current: 32 A, Nominal voltage: 500 V, Length: 56 mm, Width: 6.2 mm, Color: gray, Assembly: NS 35/7.5, NS 35/15, NS 32

Commercial data

GTIN (EAN)	 4 017918 864026
sales group	A210
Pack	50 pcs.
Customs tariff	85369010
Catalog page information	Page 390 (CL-2009)

Product notes

WEEE/RoHS-compliant since:
01/01/2003



<http://www.download.phoenixcontact.com>
Please note that the data given here has been taken from the online catalog. For comprehensive information and data, please refer to the user documentation. The General Terms and Conditions of Use apply to Internet downloads.

Technical data**General**

Note	Maximum width of components to be soldered in: 5 mm
Number of levels	2
Number of connections	4

Color	gray
Insulating material	PA
Inflammability class acc. to UL 94	V0
Note	Maximum width of components to be soldered in: 5 mm

Dimensions

Width	6.2 mm
Length	56 mm
Height NS 35/7.5	62 mm
Height NS 35/15	69.5 mm
Height NS 32	67 mm

Technical data

Maximum load current	32 A (with 4 mm ² conductor cross section)
Rated surge voltage	6 kV
Pollution degree	3
Surge voltage category	III
Insulating material group	I
Connection in acc. with standard	IEC 60947-7-1
Nominal current I _N	32 A
Nominal voltage U _N	500 V (Data is based on the dielectric strength of adjacent terminal blocks or of the DINg rail.)

Connection data

Conductor cross section solid min.	0.2 mm ²
Conductor cross section solid max.	4 mm ²
Conductor cross section stranded min.	0.2 mm ²
Conductor cross section stranded max.	4 mm ²
Conductor cross section AWG/kcmil min.	24
Conductor cross section AWG/kcmil max	12
Conductor cross section stranded, with ferrule without plastic sleeve min.	0.25 mm ²
Conductor cross section stranded, with ferrule without plastic sleeve max.	4 mm ²
Conductor cross section stranded, with ferrule with plastic sleeve min.	0.25 mm ²
Conductor cross section stranded, with ferrule with plastic sleeve max.	2.5 mm ²
2 conductors with same cross section, solid min.	0.2 mm ²

2 conductors with same cross section, solid max.	1.5 mm ²
2 conductors with same cross section, stranded min.	0.2 mm ²
2 conductors with same cross section, stranded max.	1.5 mm ²
2 conductors with same cross section, stranded, ferrules without plastic sleeve, min.	0.25 mm ²
2 conductors with same cross section, stranded, ferrules without plastic sleeve, max.	1.5 mm ²
2 conductors with same cross section, stranded, TWIN ferrules with plastic sleeve, min.	0.5 mm ²
2 conductors with same cross section, stranded, TWIN ferrules with plastic sleeve, max.	1.5 mm ²
Type of connection	Screw connection
Stripping length	8 mm
Internal cylindrical gage	A4
Screw thread	M3
Tightening torque, min	0.6 Nm
Tightening torque max	0.8 Nm

Accessories

Item	Designation	Description
Assembly		
2770024	D-UKK 3/5	End cover, Length: 56 mm, Width: 2.5 mm, Height: 62 mm, Color: gray
2770817	DG-UKK 3/5	End cover, Length: 56 mm, Width: 2.5 mm, Height: 62 mm, Color: gray
2770794	DP-UKK 3/5	Spacer plate, Length: 56 mm, Width: 2.5 mm, Height: 66.5 mm, Color: gray

Bridges

0203250	FBI 10- 6	Fixed bridge, Number of positions: 10, Color: silver
---------	-----------	--

Marking

1051126	ZB 6,LGS:1-9	Zack strip, printed horizontally: 9-section, with the numbers 1 - 9, color: white
1051016	ZB 6,LGS:FORTL.ZAHLEN	Zack marker strip, 10-section, printed horizontally: with the numbers 1 - 10, 11 - 20 and so on up to 491 - 500, color: white
1051032	ZB 6,LGS:GLEICHE ZAHLEN	Zack marker strip, printed horizontally: 10-section, with identical numbers 1/1/1, 2/2/2, and so on up to 100, color: white

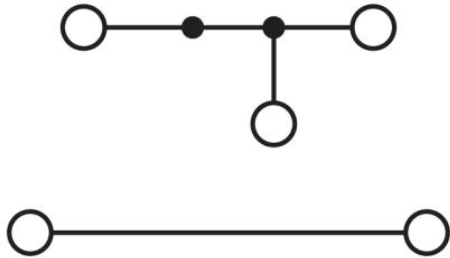
1051414	ZB 6,LGS:L1-N,PE	Zack strip, printed horizontally, strips with 10 labels, L1, L2, L3, N, PE, L1, L2, L3, N, PE, color: white
1051430	ZB 6,LGS:U-N	Zack strip, printed horizontally: 10-section, U, V, W, N, GND, U, V, W, N, GND, color: white
1051029	ZB 6,QR:FORTL.ZAHLEN	Zack marker strip, 10-section, printed vertically: with consecutive numbers 1 - 10, 11 - 20, and so on up to 491 - 500, color: white
1051045	ZB 6,QR:GLEICHE ZAHLEN	Zack marker, labeled vertically: 10-section, with identical numbers, 1/1/1, 2/2/2 etc. up to 1000/1000/1000, color: White
5061523	ZB 6/BU-100:UNBEDRUCKT	Zack strip, unprinted: 10-section, for individual labeling with M-PEN, ZB-T or CMS system, large batch, sufficient for labeling 1000 terminal blocks, color: blue
5061484	ZB 6/GN-100:UNBEDRUCKT	Zack strip, unprinted: 10-section, for individual labeling with M-PEN, ZB-T or CMS system, large batch, sufficient for labeling 1000 terminal blocks, color: green
1051210	ZB 6/OG,LGS: 10-100	Zack strip, printed horizontally: 10-section, with the numbers 10/20/30-100, color: orange
5061439	ZB 6/RD-100:UNBEDRUCKT	Zack strip, unprinted: 10-section, for individual labeling with M-PEN, ZB-T or CMS system, large batch, sufficient for labeling 1000 terminal blocks, color: red
0800200	ZB 6/VT-100:UNBEDRUCKT	Zack strip, unprinted: 10-section, for individual labeling with M-PEN, ZB-T or CMS system, large batch, sufficient for labeling 1000 terminal blocks, color: violet
5060935	ZB 6/WH-100:UNBEDRUCKT	Zack strip, unprinted: For individual labeling with M-PEN, ZB-T or CMS system, large batch, sufficient for labeling 1000 terminal blocks, for a terminal width of 6.2 mm, color: White
5061507	ZB 6/YE-100:UNBEDRUCKT	Zack strip, unprinted: 10-section, for individual labeling with M-PEN, ZB-T or CMS system, large batch, sufficient for labeling 1000 terminal blocks, color: yellow
1050499	ZB 6:SO/CMS	Zack strip, 10-section, divisible, special printing, marking according to customer requirements
1051003	ZB 6:UNBEDRUCKT	Zack strip, unprinted, strips with 10 labels for individual labeling with M-PEN or CMS system, for terminal block width: 6.2 mm, color: white

Tools

1205053	SZS 0,6X3,5	Actuation tool, for ST terminal blocks, insulated, also suitable for use as a bladed screwdriver, size: 0.6 x 3.5 x 100 mm, 2-component grip, with non-slip grip
---------	-------------	--

Diagrams/Drawings

Circuit diagram



Address

PHOENIX CONTACT Deutschland GmbH
Flachmarktstr. 8
32825 Blomberg, Germany
Phone +49 5235 3 12000
Fax +49 5235 3 41200
<http://www.phoenixcontact.de>



© 2011 Phoenix Contact
Technical modifications reserved;

单击下面可查看定价，库存，交付和生命周期等信息

[>>Phoenix Contact\(菲尼克斯\)](#)