

# Printed-circuit board connector - IFMC 1,5/ 6-ST-3,5-RN - 1844141

Please be informed that the data shown in this PDF Document is generated from our Online Catalog. Please find the complete data in the user's documentation. Our General Terms of Use for Downloads are valid (<http://phoenixcontact.com/download>)

Plug component, Nominal current: 8 A, Rated voltage (III/2): 160 V, Number of positions: 6, Pitch: 3.5 mm, Connection method: Push-in spring connection, Color: green, Contact surface: Tin



The figure shows a 10-position version of the product



## Key Commercial Data

Packing unit	1 pc
Weight per Piece (excluding packing)	4.0 g
Custom tariff number	85366990
Country of origin	Germany

## Technical data

### Dimensions

Length	24.6 mm
Height	7.8 mm
Pitch	3.50 mm
Dimension a	17.5 mm

### General

Range of articles	IFMC 1,5/...-ST-RN
Insulating material group	I
Rated surge voltage (III/3)	2.5 kV
Rated surge voltage (III/2)	2.5 kV
Rated surge voltage (II/2)	2.5 kV
Rated voltage (III/3)	160 V
Rated voltage (III/2)	160 V
Rated voltage (II/2)	320 V

# Printed-circuit board connector - IFMC 1,5/ 6-ST-3,5-RN - 1844141

## Technical data

### General

Connection in acc. with standard	EN-VDE
Nominal current $I_N$	8 A
Nominal cross section	1.5 mm <sup>2</sup>
Maximum load current	8 A
Insulating material	PA
Flammability rating according to UL 94	V0
Internal cylindrical gage	A1
Stripping length	10 mm
Number of positions	6

### Connection data

Conductor cross section solid min.	0.14 mm <sup>2</sup>
Conductor cross section solid max.	1.5 mm <sup>2</sup>
Conductor cross section flexible min.	0.14 mm <sup>2</sup>
Conductor cross section flexible max.	1.5 mm <sup>2</sup>
Conductor cross section flexible, with ferrule without plastic sleeve min.	0.25 mm <sup>2</sup>
Conductor cross section flexible, with ferrule without plastic sleeve max.	1.5 mm <sup>2</sup>
Conductor cross section flexible, with ferrule with plastic sleeve min.	0.14 mm <sup>2</sup>
Conductor cross section flexible, with ferrule with plastic sleeve max.	0.75 mm <sup>2</sup>
Conductor cross section AWG min.	24
Conductor cross section AWG max.	16

### Standards and Regulations

Connection in acc. with standard	EN-VDE
Flammability rating according to UL 94	V0

## Classifications

### eCl@ss

eCl@ss 5.1	27260701
eCl@ss 6.0	27261101
eCl@ss 8.0	27440402
eCl@ss 9.0	27440402

### ETIM

ETIM 5.0	EC002637
----------	----------

# Printed-circuit board connector - IFMC 1,5/ 6-ST-3,5-RN - 1844141

## Approvals

### Approvals

#### Approvals


cULus Recognized / VDE Gutachten mit Fertigungsüberwachung / IEC60335 CB Scheme / EAC


#### Ex Approvals

#### Approvals submitted

## Approval details

cULus Recognized		
	B	C
mm <sup>2</sup> /AWG/kcmil	24-16	24-16
Nominal current I <sub>N</sub>	8 A	8 A
Nominal voltage U <sub>N</sub>	150 V	50 V

VDE Gutachten mit Fertigungsüberwachung 	
mm <sup>2</sup> /AWG/kcmil	0.2-1.5
Nominal current I <sub>N</sub>	8 A
Nominal voltage U <sub>N</sub>	160 V

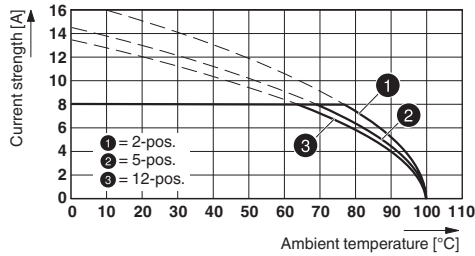
IECEE CB Scheme 	
mm <sup>2</sup> /AWG/kcmil	0.2-1.5
Nominal current I <sub>N</sub>	8 A
Nominal voltage U <sub>N</sub>	160 V

EAC
-----

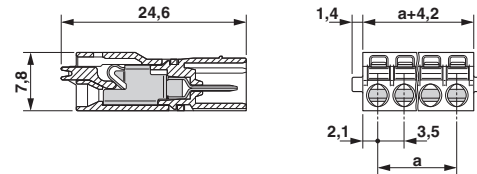
## Drawings

# Printed-circuit board connector - IFMC 1,5/ 6-ST-3,5-RN - 1844141

Diagram



Dimensional drawing



Type: FMC 1,5/...-ST-3,5-RF with IFMC 1,5/...-ST-3,5-RN

单击下面可查看定价，库存，交付和生命周期等信息

[>>Phoenix Contact\(菲尼克斯\)](#)