

## Bus system cable - SAC-5PY-M/2X10,0-920 - 1436107

Please be informed that the data shown in this PDF Document is generated from our Online Catalog. Please find the complete data in the user's documentation. Our General Terms of Use for Downloads are valid (<http://download.phoenixcontact.com>)



Bus system cable, CANopen<sup>®</sup>, DeviceNet<sup>™</sup>, CANopen<sup>®</sup>/DeviceNet<sup>™</sup>, 5-position, PUR halogen-free, Violet, RAL 4001, shielded, Plug straight M12 SPEEDCON, A-coded, on Free cable end and Free cable end, Cable length: 10 m, Connector, unshielded, Shield connected to pin 1



### Key commercial data

|                      |          |
|----------------------|----------|
| Packing unit         | 1 1      |
| Custom tariff number | 85444290 |
| Country of origin    | Poland   |

### Technical data

#### Dimensions

|                 |      |
|-----------------|------|
| Length of cable | 10 m |
|-----------------|------|

#### Ambient conditions

|                                 |                                  |
|---------------------------------|----------------------------------|
| Ambient temperature (operation) | -25 °C ... 90 °C (Plug / socket) |
| Degree of protection            | IP65                             |
|                                 | IP67                             |

#### General

|                        |                        |
|------------------------|------------------------|
| Rated current at 40°C  | 4 A                    |
| Rated voltage          | 60 V                   |
| Number of positions    | 5                      |
| Contact resistance     | ≤ 5 mΩ                 |
| Insulation resistance  | ≥ 100 MΩ               |
| Coding                 | A - standard           |
| Signal type/category   | CANopen <sup>®</sup>   |
|                        | DeviceNet <sup>™</sup> |
| Surge voltage category | II                     |
| Pollution degree       | 3                      |

## Bus system cable - SAC-5PY-M/2X10,0-920 - 1436107

### Technical data

#### Material

|   |   |
|---|---|
| Inflammability class according to UL 94 | HB  |
| Contact material                        | CuSn  |
| Contact surface material                | Ni/Au                                       |
| Material of grip body                   | TPU, hardly inflammable, self-extinguishing |

#### Pin assignment

|  |                               |
|--|-------------------------------|
| Position = wire color (signal) = position (optional) | 1 (Distributor) = SR (shield) |
|  | 2 (Distributor) = RD (V+)     |
|  | 3 (Distributor) = BK (V-)     |
|  | 4 (Distributor) = WH (CAN_H)  |
|  | 5 (Distributor) = BU (CAN_L)  |

#### Cable

|   |   |
|---|---|
| Cable type                                    | CAN Bus/DeviceNet                                     |
| Cable type (abbreviation)                     | 920   |
| Conductor cross section                       | 2x 0.25 mm <sup>2</sup> (signal line)                 |
|   | 2x 0.34 mm <sup>2</sup> (Power supply)                |
|   | 1x 0.34 mm <sup>2</sup> (Drain wire)                  |
| AWG signal line                               | 24  |
| AWG power supply                              | 22  |
| Conductor structure signal line               | 19x 0.13 mm   |
| Conductor structure, voltage supply           | 19x 0.15 mm   |
| Core diameter including insulation            | 1.95 mm ±0.05 mm (signal line)                        |
|   | 1.4 mm ±0.05 mm (Power supply)                        |
| Wire colors                                   | Red-black, blue-white                                 |
| Twisted pairs                                 | 2 cores to the pair                                   |
| Type of pair shielding                        | Aluminum-lined polyester foil                         |
| Overall twist                                 | 2 pairs around a drain wire in the center to the core |
| Shielding                                     | Tinned copper braided shield                          |
| Optical shield covering                       | 80 %  |
| External sheath, color                        | Violet, RAL 4001                                      |
| External cable diameter D                     | 6.7 mm ±0.3 mm  |
| Smallest bending radius, fixed installation   | 67 mm   |
| Smallest bending radius, movable installation | 67 mm   |
| Number of bending cycles                      | 2000000   |
| Bending radius                                | 67 mm   |
| Traversing path                               | 4.5 m   |
| Traversing rate                               | 3 m/s   |

## Bus system cable - SAC-5PY-M/2X10,0-920 - 1436107

### Technical data

#### Cable

|                                 |   |
|---------------------------------|---|
| Acceleration                    | 3 m/s <sup>2</sup>  |
| Outer sheath, material          | PUR   |
| Material conductor insulation   | Foamed PE (signal line)<br>PE (Power supply)  |
| Conductor material              | Tin-plated Cu litz wires  |
| Insulation resistance           | ≥ 5 GΩ*km (signal line)<br>≥ 5 GΩ*km (Power supply)   |
| Working capacitance             | nom. 40 nF (signal line)  |
| Wave impedance                  | 120 Ω ± 12 Ω (with 1 MHz)   |
| Nominal voltage, cable          | max. 300 V  |
| Test voltage, cable             | 2000 V (50 Hz, 1 min.)  |
| Flame resistance                | UL 1581, Sec. 1060 (FT-1)<br>IEC 60332-1  |
| Ambient temperature (operation) | -40 °C ... 80 °C (cable, fixed installation)<br>-20 °C ... 70 °C (cable, flexible installation) |

### Classifications

#### eCl@ss

|            |          |
|------------|----------|
| eCl@ss 4.0 | 27060306 |
| eCl@ss 4.1 | 27060306 |
| eCl@ss 5.0 | 27061801 |
| eCl@ss 5.1 | 27061801 |
| eCl@ss 6.0 | 27061801 |
| eCl@ss 7.0 | 27061801 |
| eCl@ss 8.0 | 27061801 |

#### ETIM

|          |          |
|----------|----------|
| ETIM 3.0 | EC001855 |
| ETIM 4.0 | EC001855 |
| ETIM 5.0 | EC001855 |

#### UNSPSC

|               |          |
|---------------|----------|
| UNSPSC 6.01   | 31251501 |
| UNSPSC 7.0901 | 31251501 |
| UNSPSC 11     | 31251501 |
| UNSPSC 12.01  | 31251501 |
| UNSPSC 13.2   | 31251501 |

# Bus system cable - SAC-5PY-M/2X10,0-920 - 1436107

## Approvals

Approvals

---

Approvals

GOST

---


Ex Approvals

---

Approvals submitted

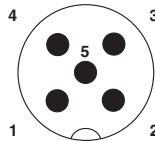
---

## Approval details



## Drawings

Schematic diagram



Pin assignment M12 male connector, 5-pos., A-coded, male side

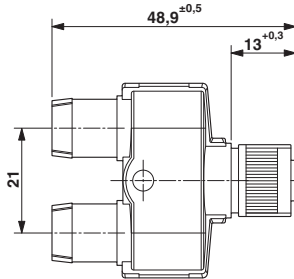
Cable cross section



CAN Bus/DeviceNet [920]

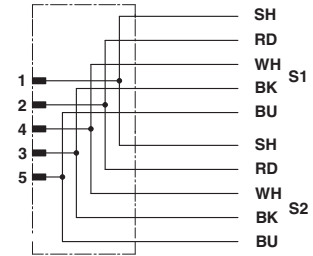
## Bus system cable - SAC-5PY-M/2X10,0-920 - 1436107

Dimensioned drawing



The figure shows the variant with socket

Circuit diagram



Contact assignment of the M12 plug

单击下面可查看定价，库存，交付和生命周期等信息

[>>Phoenix Contact \(菲尼克斯\)](#)