

## Device connector, front mounting - CA-12P1N122S00 - 1619968

Please be informed that the data shown in this PDF Document is generated from our Online Catalog. Please find the complete data in the user's documentation. Our General Terms of Use for Downloads are valid (<http://phoenixcontact.com/download>)



Device connector for front wall, straight, shielded: yes, SPEEDCON locking, M23, Number of positions: 12, Type of contact: Male connector, Solder connection, Flat gasket, 4x Ø3.2, Flange dimensions: 25 mm x 25 mm



### Key Commercial Data

Packing unit	1 pc
Weight per Piece (excluding packing)	60.0 g
Custom tariff number	85366990
Country of origin	Germany

### Technical data

#### Temperature range

Ambient temperature (operation)	-40 °C ... 125 °C
---------------------------------	-------------------

#### Data of the insulating body

Coding	N
Insulator material	PBT
Contact material	CuZn
Contact surface material	Ni/Au
Contact connection method	Solder connection
Type of contacts	Male connector
Number of positions	12
Contact diameter of power contacts	1 mm
Litz wire cross section of power contacts min.	0.08 mm <sup>2</sup>
Litz wire cross section of power contacts max.	1 mm <sup>2</sup>
Nominal current per power contact at 25°C	8 A
Nominal voltage, power contact	150 V
Overvoltage category	II

# Device connector, front mounting - CA-12P1N122S00 - 1619968

## Technical data

### Data of the insulating body

Degree of pollution	3
---------------------	---

### Housing data

Housing material	CuZn
Flange dimensions	25 mm x 25 mm
Type of locking	SPEEDCON locking
Degree of protection (when plugged in)	IP67
Thread type	M23

## Classifications

### eCl@ss

eCl@ss 4.0	272607xx
eCl@ss 4.1	27260701
eCl@ss 5.0	27143424
eCl@ss 5.1	27143424
eCl@ss 6.0	27143424
eCl@ss 7.0	27440209
eCl@ss 8.0	27440103

### ETIM

ETIM 3.0	EC001121
ETIM 4.0	EC002635
ETIM 5.0	EC002061

### UNSPSC

UNSPSC 6.01	43172015
UNSPSC 7.0901	43201404
UNSPSC 11	43172015
UNSPSC 12.01	43201404
UNSPSC 13.2	43201404

## Approvals

### Approvals

---

Approvals

UL Recognized / cUL Recognized / EAC / cULus Recognized


## Device connector, front mounting - CA-12P1N122S00 - 1619968


### Approvals

Ex Approvals

Approvals submitted

### Approval details

UL Recognized 	
mm <sup>2</sup> /AWG/kcmil	18
Nominal current I <sub>N</sub>	8 A
Nominal voltage U <sub>N</sub>	150 V

cUL Recognized 	
mm <sup>2</sup> /AWG/kcmil	18
Nominal current I <sub>N</sub>	6 A
Nominal voltage U <sub>N</sub>	150 V

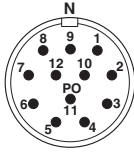
EAC

cULus Recognized 	
--	--

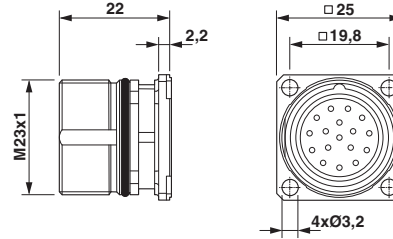
### Drawings

# Device connector, front mounting - CA-12P1N122S00 - 1619968

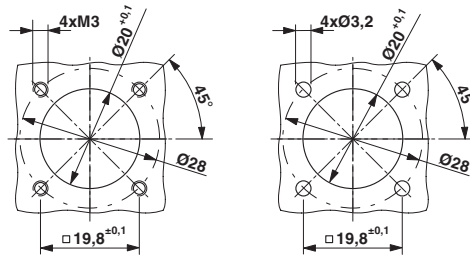
Schematic diagram



Dimensional drawing



Dimensional drawing



## Installation dimensions

Phoenix Contact 2016 © - all rights reserved  
<http://www.phoenixcontact.com>

单击下面可查看定价，库存，交付和生命周期等信息

[>>Phoenix Contact\(菲尼克斯\)](#)