

Bus system cable - SAC-5P-M12MSB/ 1,8-900/M12FSB - 1536696

Please be informed that the data shown in this PDF Document is generated from our Online Catalog. Please find the complete data in the user's documentation. Our General Terms of Use for Downloads are valid (<http://download.phoenixcontact.com>)



Bus system cable, INTERBUS, INTERBUS, 5-position, PUR halogen-free, Green RAL 6017, shielded, Plug straight M12, B-coded, on Socket straight M12, B-coded, Cable length: 1.8 m



Key commercial data

Packing unit	1 1
Minimum order quantity	50 1
Weight per Piece (excluding packing)	222.22 GRM
Custom tariff number	85444290
Country of origin	Poland

Technical data

Dimensions

Length of cable	1.8 m
-----------------	-------

Ambient conditions

Degree of protection	IP65
	IP67
	IP68

General

Rated current at 40°C	4 A
Rated voltage	250 V
Number of positions	5
Contact resistance	≤ 5 mΩ
Insulation resistance	≥ 100 MΩ
Coding	B - inverse
Signal type/category	INTERBUS

Bus system cable - SAC-5P-M12MSB/ 1,8-900/M12FSB - 1536696

Technical data

General

Status display	No
Surge voltage category	II
Pollution degree	3
Insertion/withdrawal cycles	≥ 100

Material

Inflammability class according to UL 94	V0
Contact material	CuSn
Contact surface material	Ni/Au
Contact carrier material	PA 66
Material of grip body	TPU, hardly inflammable, self-extinguishing
Material, knurls	Zinc die-cast, nickel-plated
Sealing material	NBR

Cable

Cable type	INTERBUS
Conductor cross section	0.25 mm ²
AWG signal line	24
Conductor structure signal line	32x 0.10 mm
Wire colors	Green-yellow, white-brown, gray-pink
Twisted pairs	2 cores to the pair
Shielding	Braided copper wires
External sheath, color	Green RAL 6017
External cable diameter	8.00 mm
Smallest bending radius, fixed installation	60 mm
Smallest bending radius, movable installation	120 mm
Outer sheath, material	PUR
Conductor material	Bare Cu litz wires
Insulation resistance	> 5 GΩ*km
Conductor resistance	≤ 159.8 mΩ/m
Working capacitance	60 nF (At 800 Hz)
Signal speed	0.66 c
Nominal voltage, cable	250 V
Test voltage Core/Core	1500 V
Test voltage Core/Shield	1000 V

Bus system cable - SAC-5P-M12MSB/ 1,8-900/M12FSB - 1536696

Classifications

eCl@ss

eCl@ss 4.0	27060306
eCl@ss 4.1	27060306
eCl@ss 5.0	27061801
eCl@ss 5.1	27061801
eCl@ss 6.0	27061801
eCl@ss 7.0	27061801

ETIM

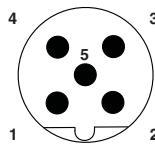
ETIM 2.0	EC000830
ETIM 3.0	EC001855
ETIM 4.0	EC001855
ETIM 5.0	EC001855

UNSPSC

UNSPSC 6.01	31251501
UNSPSC 7.0901	31251501
UNSPSC 11	31251501
UNSPSC 12.01	31251501
UNSPSC 13.2	31251501

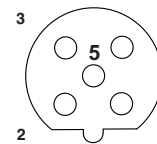
Drawings

Schematic diagram



Pin assignment M12 male connector, 5-pos., B-coded, male side


Schematic diagram



Pin assignment M12 socket, 5-pos., B-coded, female side

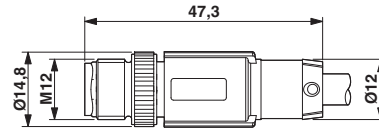
Bus system cable - SAC-5P-M12MSB/ 1,8-900/M12FSB - 1536696

Cable cross section



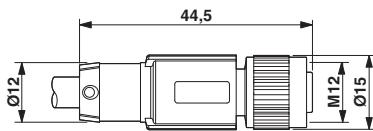
INTERBUS [900]

Dimensioned drawing



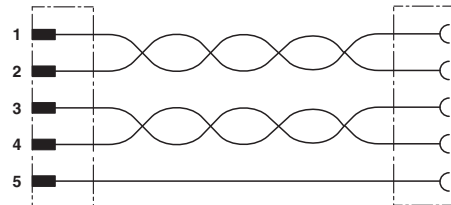
Plug, M12 x 1, straight, shielded

Dimensioned drawing



M12 x 1 socket, straight, shielded

Circuit diagram



Contact assignment of the M12 connector and the M12 socket

单击下面可查看定价，库存，交付和生命周期等信息

[>>Phoenix Contact \(菲尼克斯\)](#)