

## Coupling - SC 4/11 - 3042544

Please be informed that the data shown in this PDF Document is generated from our Online Catalog. Please find the complete data in the user's documentation. Our General Terms of Use for Downloads are valid (<http://download.phoenixcontact.com>)



Coupling, Connection method: Spring-cage connection, Number of positions: 11, Cross section: 0.08 mm<sup>2</sup> - 6 mm<sup>2</sup>, AWG: 28 - 12, Width: 68.2 mm, Height: 22.3 mm, Color: gray

The illustration shows the 5-position version of the product

### Product Features

- ✓ Standard strain relief can be used
- ✓ Tested for railway applications



### Key commercial data

Packing unit	1 1
Weight per Piece (excluding packing)	57.99 GRM
Custom tariff number	85366990
Country of origin	Poland

### Technical data

#### General

Number of levels	1
Number of connections	2
Color	gray
Insulating material	PA
Inflammability class according to UL 94	V0
Area of application	Railway industry
	Mechanical engineering
	Plant engineering
Maximum load current	32 A (with 6 mm <sup>2</sup> conductor cross section)
Rated surge voltage	8 kV
Pollution degree	3

# Coupling - SC 4/11 - 3042544

## Technical data

### General

Surge voltage category	III
Insulating material group	I
Connection in acc. with standard	IEC 61984
Nominal current $I_N$	32 A
Nominal voltage $U_N$	800 V
Open side panel	ja
Number of positions	11

### Dimensions

Width	68.2 mm
Length	48.6 mm
Height	22.3 mm

### Connection data

Conductor cross section solid min.	0.08 mm <sup>2</sup>
Conductor cross section solid max.	6 mm <sup>2</sup>
Conductor cross section AWG/kcmil min.	28
Conductor cross section AWG/kcmil max.	12
Conductor cross section stranded min.	0.08 mm <sup>2</sup>
Conductor cross section stranded max.	4 mm <sup>2</sup>
Min. AWG conductor cross section, stranded	28
Max. AWG conductor cross section, stranded	12
Conductor cross section stranded, with ferrule without plastic sleeve min.	0.14 mm <sup>2</sup>
Conductor cross section stranded, with ferrule without plastic sleeve max.	4 mm <sup>2</sup>
Conductor cross section stranded, with ferrule with plastic sleeve min.	0.14 mm <sup>2</sup>
Conductor cross section stranded, with ferrule with plastic sleeve max.	4 mm <sup>2</sup>
2 conductors with same cross section, stranded, TWIN ferrules with plastic sleeve, min.	0.5 mm <sup>2</sup>
2 conductors with same cross section, stranded, TWIN ferrules with plastic sleeve, max.	1 mm <sup>2</sup>
Connection method	Spring-cage connection
Stripping length	10 mm
Internal cylindrical gage	A4

## Classifications

eCl@ss

eCl@ss 4.0	272607xx
eCl@ss 4.1	27260701

## Coupling - SC 4/11 - 3042544

### Classifications

#### eCl@ss

eCl@ss 5.0	27260701
eCl@ss 5.1	27260701
eCl@ss 6.0	27141120
eCl@ss 7.0	27141120
eCl@ss 8.0	27141120

#### ETIM

ETIM 2.0	EC000897
ETIM 3.0	EC000897
ETIM 4.0	EC000897
ETIM 5.0	EC000897

#### UNSPSC

UNSPSC 6.01	30211802
UNSPSC 7.0901	39121402
UNSPSC 11	39121402
UNSPSC 12.01	39121402
UNSPSC 13.2	39121402

### Approvals

#### Approvals

---

##### Approvals

UL Recognized / cUL Recognized / GOST / GOST / cULus Recognized

---

##### Ex Approvals

---


##### Approvals submitted


---

##### Approval details


## Coupling - SC 4/11 - 3042544

### Approvals

UL Recognized 		
	B	C
mm²/AWG/kcmil	28-10	28-10
Nominal current I <sub>N</sub>	30 A	30 A
Nominal voltage U <sub>N</sub>	600 V	600 V

cUL Recognized 		
	B	C
mm²/AWG/kcmil	28-10	28-10
Nominal current I <sub>N</sub>	30 A	30 A
Nominal voltage U <sub>N</sub>	600 V	600 V

GOST 		
--	--	--

GOST 		
--	--	--

cULus Recognized 		
--	--	--

### Accessories

#### Accessories

##### End cover

End cover - D-SC 4 - 3043307



End cover, Length: 48.6 mm, Width: 2.2 mm, Color: gray

## Coupling - SC 4/11 - 3042544

### Accessories

#### Insulating sleeve

Insulating sleeve - MPS-IH WH - 0201663



Insulating sleeve, Color: white

Insulating sleeve - MPS-IH RD - 0201676



Insulating sleeve, Color: red

Insulating sleeve - MPS-IH BU - 0201689



Insulating sleeve, Color: blue

Insulating sleeve - MPS-IH YE - 0201692



Insulating sleeve, Color: yellow

Insulating sleeve - MPS-IH GN - 0201702



Insulating sleeve, Color: green

## Coupling - SC 4/11 - 3042544

### Accessories

Insulating sleeve - MPS-IH GY - 0201728



Insulating sleeve, Color: gray

Insulating sleeve - MPS-IH BK - 0201731



Insulating sleeve, Color: black

Insulating sleeve - ISH 4/0,5 - 3002885



Insulating sleeve, Color: gray

Insulating sleeve - ISH 4/1,0 - 3002898



Insulating sleeve, Color: black

### Mounting material

Strain relief - CZ/2 - 3043831



Strain relief, Number of positions: 2, Color: black

## Coupling - SC 4/11 - 3042544

### Accessories

#### Screwdriver tools

Screwdriver - SZF 1-0,6X3,5 - 1204517



Actuation tool, for ST terminal blocks, also suitable for use as a bladed screwdriver, size: 0.6 x 3.5 x 100 mm, 2-component grip, with non-slip grip

---

#### Test plug terminal block

Test plugs - MPS-MT - 0201744



Test plugs, Color: silver

---

### Drawings

Circuit diagram



单击下面可查看定价，库存，交付和生命周期等信息

[>>Phoenix Contact\(菲尼克斯\)](#)