

base unit - nLC-050-100A-08I-04QRA-05A - 2701069

Please be informed that the data shown in this PDF Document is generated from our Online Catalog. Please find the complete data in the user's documentation. Our General Terms of Use for Downloads are valid (<http://download.phoenixcontact.com>)




100-240 V AC Nanoline base unit. Equipped with 8 digital input and 4 relay output channels. Additional I/O channels can be added using a maximum of three I/O expansion modules. Optional communication modules provide network or serial connectivity. Optional Operator Panel provides user interface. Programming is via nanoNavigator.

Why buy this product

- An operator panel can be integrated in the basic unit or installed remotely on a panel as an option
- Intuitive programming language with options for flowcharts and ladder diagrams
- Basic unit has integrated digital inputs, relay outputs, and analog inputs, including high-speed counters

Key commercial data

Packing unit	1
Minimum order quantity	270
Catalog page	Page 11 (AX-2011)
GTIN	 4 046356 325349
Custom tariff number	85371099
Country of origin	INDIA

Technical data

Interfaces

Interface	Operator Panel
Connection method	RJ45 / Combicon
Interface	V.24 (RS-232)
Connection method	Slot 1
Interface	USB
Connection method	Slot 1
Interface	Realtime Clock
Connection method	Slot 2

Supply

Power supply connection	Screw connection
Supply voltage	100 V AC
Supply voltage range	100 V AC ... 240 V AC
Typical current consumption	55 mA (@ 230 V AC)

Software interfaces

base unit - nLC-050-100A-08I-04QRA-05A - 2701069

Technical data

Software interfaces

Programming tool	nanoNavigator 1 or 2
------------------	----------------------

Digital inputs

Input name	Digital inputs
Description of the input	EN 61131-2 type 1 NPN/PNP
Connection method	Screw connection
Number of inputs	8
Typical response time	20 ms
Input voltage range "0" signal	0 V AC ... 25 V AC
Input voltage range "1" signal	80 V AC ... 250 V AC
Nominal input current at UIN	0.17 mA AC (On)

Digital outputs

Output name	Relay output
Output description	Relay output
Connection method	Screw connection
Number of outputs	4
Protective circuit	Short-circuit and overload protection
Maximum output current per channel	5 A
Maximum output current per module / terminal block	20 A
Maximum output current per module	5 A
Nominal load, ohmic	600 W (@ 24 ohms)

General data

Width	80.5 mm
Height	103.5 mm
Depth	60 mm
Mounting type	DIN rail
Degree of protection	IP20
Ambient temperature (operation)	-25 °C ... 60 °C
Ambient temperature (storage/transport)	-25 °C ... 85 °C
Permissible humidity (operation)	90 %

Classifications

eclass

eCl@ss 4.0	27240101
eCl@ss 4.1	27240101
eCl@ss 5.0	27242216
eCl@ss 5.1	27242216
eCl@ss 6.0	27242216
eCl@ss 7.0	27242216

base unit - nLC-050-100A-08I-04QRA-05A - 2701069

Classifications

etim

ETIM 2.0	EC001417
ETIM 3.0	EC001417
ETIM 4.0	EC001417

unspsc

UNSPSC 6.01	43172015
UNSPSC 7.0901	43201404
UNSPSC 11	43172015
UNSPSC 12.01	43201404
UNSPSC 13.2	43201404

Approvals

Approvals

Approvals

UL Recognized / cUL Recognized / UL Listed / cUL Listed / cUL Listed

Ex Approvals

Approvals submitted

Approval details

UL Recognized

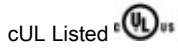
cUL Recognized

UL Listed

cUL Listed

base unit - nLC-050-100A-08I-04QRA-05A - 2701069

Approvals



Accessories

Accessories

Covering hood - NLC-MOD-CAP-PXC - 2701292



Replacement cover for slot 2 in base unit.

Covering hood - NLC-MOD-CAP - 2701289



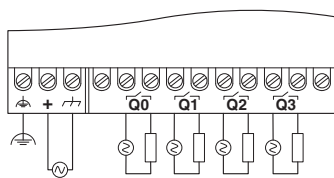
Replacement cover for slot 1 in base unit.

EMC core - NLC-EMC-PWR-01 - 2701070

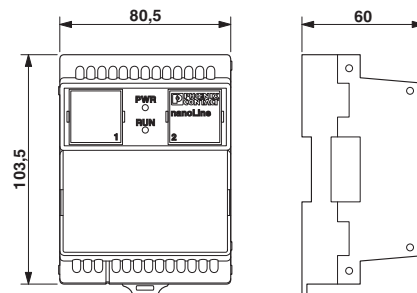
EMC choke to reduce conducted emissions

Drawings

Connection diagram



Dimensioned drawing



单击下面可查看定价，库存，交付和生命周期等信息

[>>Phoenix Contact\(菲尼克斯\)](#)