

Bus system cable - SAC-3P-M12MR/10,0-961/M12FR VA - 1419131

Please be informed that the data shown in this PDF Document is generated from our Online Catalog. Please find the complete data in the user's documentation. Our General Terms of Use for Downloads are valid (<http://download.phoenixcontact.com>)



Bus system cable, PROFIBUS PA, PROFIBUS PA, 3-position, PVC, blue RAL 5015, shielded, Plug angled M12, A-coded, on Socket angled M12, A-coded, Cable length: 10 m, For Ex area with high-grade steel knurl



Key commercial data

| | |
|----------------------|----------|
| Packing unit | 1 1 |
| Custom tariff number | 85444290 |
| Country of origin | Germany |

Technical data

Dimensions

| | |
|--|-------|
| Length of cable | 10 m |
| Stripping length of the free conductor end | 50 mm |

Ambient conditions

| | |
|---------------------------------|----------------------------------|
| Ambient temperature (operation) | -25 °C ... 90 °C (Plug / socket) |
| Degree of protection | IP65 |
| | IP67 |
| | IP68 |
| | IP69K |

General

| | |
|-----------------------|--|
| Note | For applications in circuits of intrinsic safety protection type "i". Electrical values following EN 60079-14. |
| Rated current at 40°C | 4 A |
| Rated voltage | 60 V |
| Number of positions | 3 |

Bus system cable - SAC-3P-M12MR/10,0-961/M12FR VA - 1419131

Technical data

General

| | |
|-----------------------------|------------------------|
| Contact resistance | ≤ 5 mΩ |
| Coding | B - inverse |
| Signal type/category | PROFIBUS PA |
| Status display | No |
| Surge voltage category | II |
| Pollution degree | 3 |
| Insertion/withdrawal cycles | ≥ 100 |
| Torque | 0.4 Nm (M12 connector) |

Material

| | |
|---|---|
| Inflammability class according to UL 94 | HB |
| Contact material | CuSn |
| Contact surface material | Ni/Au |
| Contact carrier material | TPU GF |
| Material of grip body | TPU, hardly inflammable, self-extinguishing |
| Material, knurls | High-grade steel |
| Sealing material | NBR |

Pin assignment

| | |
|--|-------------------------------------|
| Position = wire color (signal) = position (optional) | 1 (Plug) = OG (DATA+) = 1 (Socket) |
| | 3 (Plug) = BU (DATA-) = 3 (Socket) |
| | 4 (Plug) = SR (shield) = 4 (Socket) |

Cable

| | |
|------------------------------------|---|
| Cable type | Fieldbus FOUNDATION/PROFIBUS PA, blue |
| Cable type (abbreviation) | 961 |
| Cable structure | 2xAWG18/7 + 1xAWG20/7 |
| Conductor cross section | 2x 0.75 mm ² (signal line) |
| | 1x 0.5 mm ² (Drain wire) |
| AWG signal line | 18 |
| Conductor structure signal line | 7x 0.40 mm |
| Core diameter including insulation | 2.24 mm ±0.05 mm |
| Thickness, insulation | 0.5 mm (Core insulation) |
| | 1 mm (Outer cable sheath) |
| Wire colors | Blue, orange |
| Twisted pairs | 2 cores to the pair |
| Overall twist | One pair with one drain wire and fillers for core |
| Shielding | Plastic-coated aluminum foil with a drain wire |
| Optical shield covering | 100 % |

Bus system cable - SAC-3P-M12MR/10,0-961/M12FR VA - 1419131

Technical data

Cable

| | |
|---|------------------------------|
| External sheath, color | blue RAL 5015 |
| External cable diameter | 7.42 mm |
| External cable diameter D | 7.5 mm ±0.25 mm |
| Smallest bending radius, fixed installation | 75 mm |
| Cable weight | 56.552 kg/km |
| Outer sheath, material | PVC |
| Material conductor insulation | PO (signal line) |
| Conductor material | Tin-plated Cu litz wires |
| Conductor resistance | 19.2 Ω/km (signal line) |
| | 26 Ω/km (shield) |
| Working capacitance | 148 nF (core-shield) |
| | 78 nF (core-core) |
| Wave impedance | 100 Ω (At 31.25 kHz) |
| Signal speed | 0.66 c |
| Nominal voltage, cable | 300 V |
| Special properties | UL standards PLTC-ER and ITC |
| Flame resistance | UL 1685 (CSA FT 4) |
| Ambient temperature (operation) | -30 °C ... 105 °C (Cable) |

Classifications

eCl@ss

| | |
|------------|----------|
| eCl@ss 4.0 | 27060307 |
| eCl@ss 4.1 | 27060307 |
| eCl@ss 5.0 | 27061801 |
| eCl@ss 5.1 | 27060307 |
| eCl@ss 6.0 | 27279218 |
| eCl@ss 7.0 | 27279218 |
| eCl@ss 8.0 | 27279218 |

ETIM

| | |
|----------|----------|
| ETIM 2.0 | EC000830 |
| ETIM 3.0 | EC000830 |
| ETIM 4.0 | EC001855 |
| ETIM 5.0 | EC001855 |

UNSPSC

| | |
|-------------|----------|
| UNSPSC 6.01 | 26121616 |
|-------------|----------|

Bus system cable - SAC-3P-M12MR/10,0-961/M12FR VA - 1419131

Classifications

UNSPSC

| | |
|---------------|----------|
| UNSPSC 7.0901 | 26121616 |
| UNSPSC 11 | 26121604 |
| UNSPSC 12.01 | 26121616 |
| UNSPSC 13.2 | 26121616 |

Approvals

Approvals

Approvals

GOST

Ex Approvals

Approvals submitted

Approval details



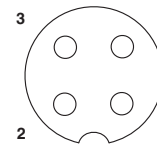
Drawings

Schematic diagram



Pin assignment M12 plug, 3-pos., A-coded, view male side

Schematic diagram



Pin assignment M12 socket, 3-pos., A-coded, view female side

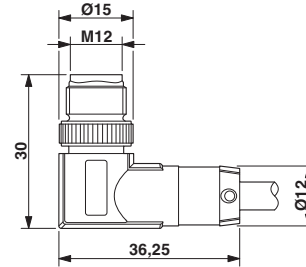
Bus system cable - SAC-3P-M12MR/10,0-961/M12FR VA - 1419131

Cable cross section



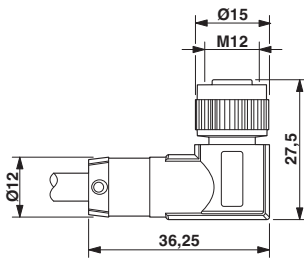
Fieldbus FOUNDATION/PROFIBUS PA, blue [961]

Dimensioned drawing




M12 x 1 male plug, angled

Dimensioned drawing



M12 x 1 socket, angled

Circuit diagram



Contact assignment of the M12 connector and the M12 socket

单击下面可查看定价，库存，交付和生命周期等信息

[>>Phoenix Contact\(菲尼克斯\)](#)