

I/O module - IB ST 24 UTH 8 - 2724902

Please be informed that the data shown in this PDF Document is generated from our Online Catalog. Please find the complete data in the user's documentation. Our General Terms of Use for Downloads are valid (<http://phoenixcontact.com/download>)



INTERBUS-ST analog input module, 8 inputs, TC, 2-wire connection, IP20 protection, consisting of: Terminal part with screw connection and module electronics

Product description

INTERBUS ST analog input modules for temperature and resistance measurement

These analog input modules are suitable for recording temperature signals.


Commercially available temperature measuring resistors or thermocouples can be connected.

In addition to the various types of sensors, different characteristics can also be programmed. Further features are:

- A new shielding concept for sensors makes it possible to meet more severe EMC requirements. For each input, there is a separate shield connection. External circuit elements are not necessary.
- Diagnostic LEDs provide information on the operating status at any time.
- All modules can be individually labeled on the large pull-out labeling field. The insert cards can be prepared by hand, or by plotter or printer.
- In the event of failure or malfunction, the electronics of the module can be easily replaced. The passive termination block remains mounted on the rail. This means that the replacement process can be carried out in a just a few seconds and without the need for tools.
- The fuses are accessible from outside, so that a fault can be cleared quickly.
- The connection to protective earth ground is made directly via the DIN rail.
- The conventional labeling materials (Zack strip ZB-6, etc.) can be used to label the termination blocks.



Key commercial data

Packing unit	1 pc
GTIN	 4 017918 153823
Weight per Piece (excluding packing)	598.4 GRM
Custom tariff number	85389091
Country of origin	Germany

Technical data

Dimensions

Width	118 mm
Height	117 mm
Length	116 mm

I/O module - IB ST 24 UTH 8 - 2724902

Technical data

Ambient conditions

Degree of protection	IP20
----------------------	------

Interfaces

Interface	ST local bus
Connection method	ST local bus connector
Transmission speed	500 kBit/s

Power supply

Communications power U_L	9 V DC (from the ST local bus)
I/O voltage	24 V DC
Typical current consumption	110 mA (from the ST local bus)
	35 mA (to U_S)
Max. current consumption	135 mA (from the ST local bus)
	85 mA (to U_S)

Electrical isolation

Test section	Bus/Inputs 500 V AC 50 Hz 1 min
	Supply voltage/inputs 500 V AC 50 Hz 1 min
	Supply voltage/Ground conductor 500 V AC 50 Hz 1 min
	I/O voltage/Ground conductor 500 V AC 50 Hz 1 min

Inputs

Quantization	0.1 K (for Celsius scale, 0.056 K for Fahrenheit scale)
Number of inputs	8
Connection method	2-wire
Measuring principle	Sigma/Delta process
Measured value representation	16 bit two's complement
Measured value resolution	16 bits
Basic error limit	0.01 %
Process data update	see data sheet
Sensor types that can be used (TC)	J, K, L, U, B, E, N, R, S, T, C, W, HK

General

Weight	465 g
Mounting type	DIN rail
Designation	Termination block
Connection method	Screw connection
Conductor cross section solid min.	0.2 mm ²
Conductor cross section solid max.	2.5 mm ²
Conductor cross section stranded min.	0.2 mm ²

I/O module - IB ST 24 UTH 8 - 2724902

Technical data

General

Conductor cross section stranded max.	2.5 mm ²
Conductor cross section AWG/kcmil min.	24
Conductor cross section AWG/kcmil max	12

Classifications

eCl@ss

eCl@ss 4.0	27250303
eCl@ss 4.1	27250303
eCl@ss 5.0	27250303
eCl@ss 5.1	27242601
eCl@ss 6.0	27242601
eCl@ss 7.0	27242601
eCl@ss 8.0	27242601

ETIM

ETIM 2.0	EC001431
ETIM 3.0	EC001596
ETIM 4.0	EC001596
ETIM 5.0	EC001596

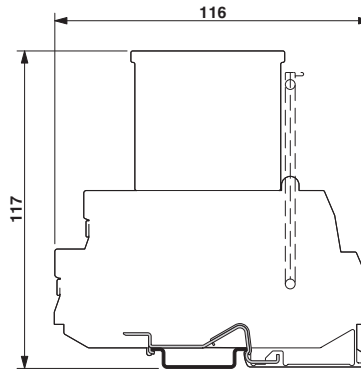
UNSPSC

UNSPSC 6.01	43172015
UNSPSC 7.0901	43201404
UNSPSC 11	43172015
UNSPSC 12.01	43201404
UNSPSC 13.2	43201404

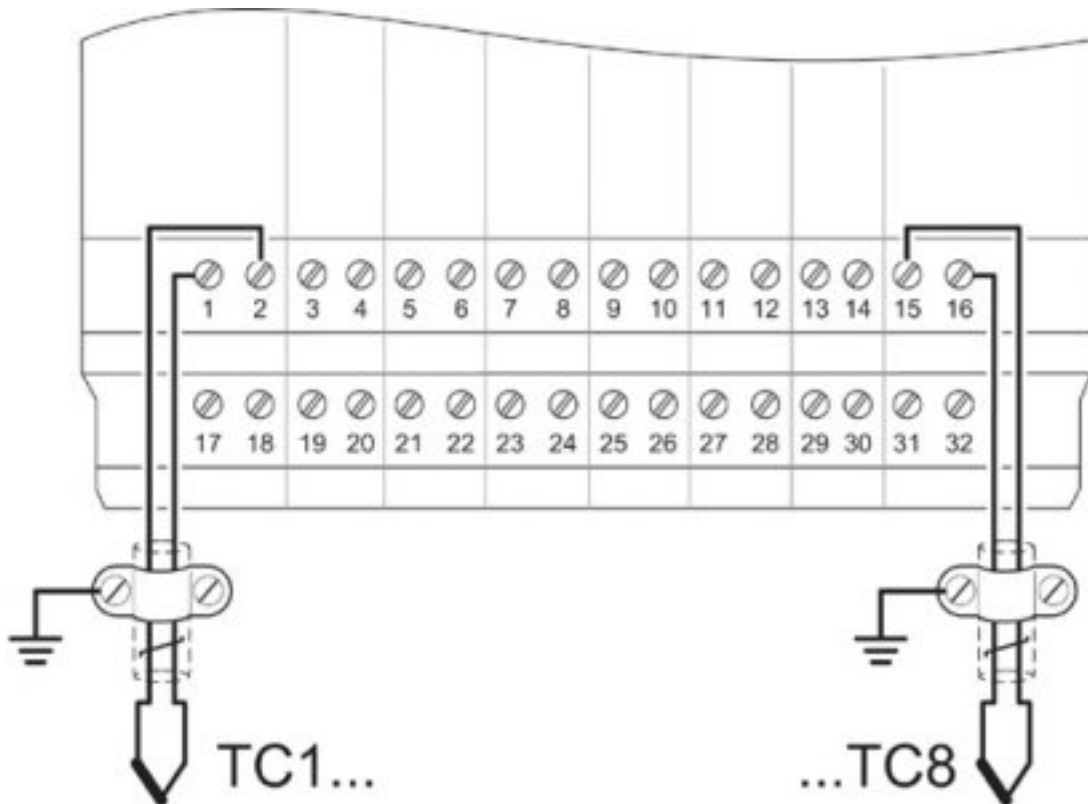
Drawings

I/O module - IB ST 24 UTH 8 - 2724902

Dimensioned drawing



Connection diagram



单击下面可查看定价，库存，交付和生命周期等信息

[>>Phoenix Contact\(菲尼克斯\)](#)