

Surge protection device - PT-IQ-3-PB+F-UT - 2800994

Please be informed that the data shown in this PDF Document is generated from our Online Catalog. Please find the complete data in the user's documentation. Our General Terms of Use for Downloads are valid (<http://phoenixcontact.com/download>)



The figure shows the PT-IQ-1x2-24DC-UT version

Surge protection, consisting of protective plug and base element, with integrated multi-stage status indicator on the module for three signal wires with common reference potential. Indirect grounding via gas-filled surge arrester. For HF applications and telecommunications interfaces without supply voltage (up to 90 Mbps).

Product Features

- ✓ Surge protection system
- ✓ Multi-level state monitoring
- ✓ Collective message about supply and remote module
- ✓ System supplied via DIN rail bus
- ✓ Up to 28 protection modules per supply module
- ✓ For HF applications, thanks to high transmission speeds
- ✓ Maximum ease of maintenance thanks to the two-piece design
- ✓ Codable plug
- ✓ Impedance-neutral disconnection of plug for maintenance purposes
- ✓ Base element remains an integral part of the installation



Key commercial data

Packing unit	1 pc
Custom tariff number	85363010
Country of origin	Germany

Technical data

Dimensions

Height	91.1 mm
Width	17.7 mm
Depth	77.5 mm
Horizontal pitch	1 Div.

Surge protection device - PT-IQ-3-PB+F-UT - 2800994

Technical data

Ambient conditions

Ambient temperature (operation)	-40 °C ... 70 °C
Ambient temperature (storage/transport)	-40 °C ... 85 °C
Degree of protection	IP20

General

Housing material	PA 6.6
Inflammability class according to UL 94	V-0
Color	jet black RAL 9005
Standards for clearances and creepage distances	IEC 60664-1
Mounting type	DIN rail: 35 mm
Type	DIN rail module, two-section, divisible
Direction of action	Line-Line & Line-Signal Ground/Shield & optional Signal Ground/Shield-Earth Ground

Protective circuit

IEC test classification	C1
	C2
	C3
	D1
Nominal voltage U_N	5 V DC
Maximum continuous voltage U_C	6 V DC
	4 V AC
Nominal current I_N	600 mA (40°C)
Operating effective current I_C at U_C	$\leq 800 \mu\text{A}$ (per path)
Residual current I_{PE}	$\leq 10 \mu\text{A}$ (per path)
Nominal discharge current I_n (8/20) μs (Core-Core)	5 kA
	10 kA
Nominal discharge current I_n (8/20) μs (Core-Earth)	5 kA
	10 kA
Pulse discharge current I_{imp} (10/350) μs (core-core)	2.5 kA
Pulse discharge current I_{imp} (10/350) μs (core-ground)	2.5 kA
Pulse discharge current I_{imp} (10/350) μs (core-GND)	2.5 kA
Total surge current (8/20) μs	20 kA
Impulse discharge current (10/350) μs , peak value I_{imp}	2.5 kA
Voltage protection level U_p (core-core)	$\leq 90 \text{ V}$ (C1 - 1 kV/500 A)
	$\leq 140 \text{ V}$ (C2 - 10 kV / 5 kA)
	$\leq 30 \text{ V}$ (C3 - 25 A)
Voltage protection level U_p (core-ground)	$\leq 730 \text{ V}$ (C1 - 1 kV/500 A)

Surge protection device - PT-IQ-3-PB+F-UT - 2800994

Technical data

Protective circuit

	≤ 900 V (C2 - 10 kV / 5 kA)
	≤ 900 V (C3 - 25 A)
Voltage protection level U_p (core-GND)	≤ 90 V (C1 - 1 kV/500 A)
	≤ 140 V (C2 - 10 kV / 5 kA)
	≤ 30 V (C3 - 25 A)
Voltage protection level U_p static (core-core)	≤ 45 V (C1 - 1 kV/500 A)
Voltage protection level U_p static (core-GND)	≤ 45 V (C1 - 1 kV/500 A)
Response time t_A (Core-Core)	≤ 1 ns
Response time t_A (Core-Earth)	≤ 1 ns
	≤ 100 ns
Input attenuation a_E , sym.	typ. 0.3 dB (≤ 10 MHz/150 Ω)
Cut-off frequency f_g (3 dB), sym. in 150 Ohm system	typ. 60 MHz
Capacity (Core-Core)	typ. 30 pF
Capacity (Core-GND)	typ. 30 pF
Resistance in series	1.2 Ω ±5 %
Surge protection fault message	Optical, multi-stage
Max. required back-up fuse	600 mA (FF)
Impulse durability (conductor-conductor)	C1 - 1 kV/500 A
	C2 - 10 kV/5 kA
	C2 - 5 kA
	C3 - 50 A
	D1 - 2.5 kA
Impulse durability (conductor-ground)	C1 - 1 kV/500 A
	C2 - 10 kV/5 kA
	C2 - 5 kA
	C3 - 50 A
	D1 - 2,5 kA
Impulse durability (conductor-GND)	C1 - 1 kV/500 A
	C2 - 10 kV/5 kA
	C2 - 5 kA
	C3 - 50 A
	D1 - 2.5 kA
Pulse reset time (conductor-conductor)	≤ 10 ms
Pulse reset time (conductor-ground)	≤ 10 ms
Pulse reset time (conductor-GND)	≤ 10 ms

Connection data

Connection method	Screw connection
-------------------	------------------

Surge protection device - PT-IQ-3-PB+F-UT - 2800994

Technical data

Connection data

Connection type IN	Screw terminal blocks
Connection type OUT	Screw terminal blocks
Screw thread	M3
Tightening torque	0.5 Nm
Stripping length	8 mm
Conductor cross section flexible min.	0.2 mm ²
Conductor cross section flexible max.	2.5 mm ²
Conductor cross section solid min.	0.2 mm ²
Conductor cross section solid max.	4 mm ²
Conductor cross section AWG min.	24
Conductor cross section AWG max.	12

Connection, equipotential bonding

Connection method	NS 35 DIN rail or connection terminal block
-------------------	---

Classifications

eCl@ss

eCl@ss 4.0	27140201
eCl@ss 4.1	27130801
eCl@ss 5.0	27130801
eCl@ss 5.1	27130801
eCl@ss 6.0	27130807
eCl@ss 7.0	27130807
eCl@ss 8.0	27130807

ETIM

ETIM 3.0	EC000943
ETIM 4.0	EC000943
ETIM 5.0	EC000943

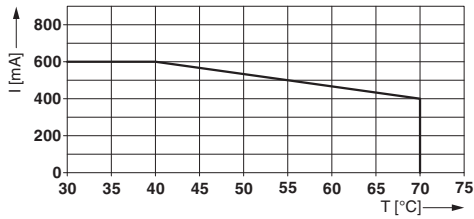
UNSPSC

UNSPSC 6.01	30212010
UNSPSC 7.0901	39121610
UNSPSC 11	39121610
UNSPSC 12.01	39121610
UNSPSC 13.2	39121620

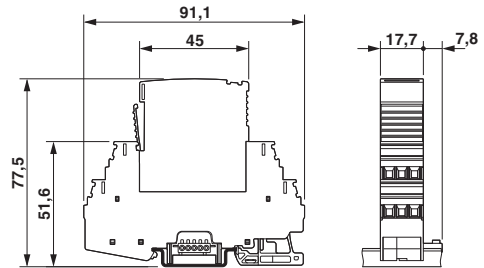
Surge protection device - PT-IQ-3-PB+F-UT - 2800994

Drawings

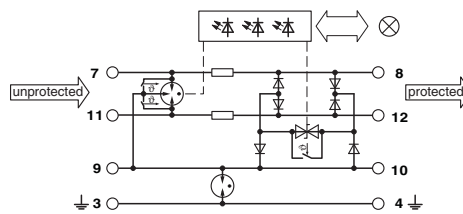
Diagram



Dimensional drawing



Circuit diagram



单击下面可查看定价，库存，交付和生命周期等信息

[>>Phoenix Contact\(菲尼克斯\)](#)