



Modular ME housings in an easy-to-install cup shape

The modular ME electronics housings transform assembled PCBs into easy-to-install electronics solutions. Variable connection technology, bus connectors, and modularity ensure the right device design for every application.


Diverse adaptation options expand the range of individual housing solutions.






Speed and safety are indispensable in machine building and the automotive industry. Design production controls using our easy-to-install modular system.


Advantages at a glance



Cup principle for short assembly times



Functional earth ground contact and bus connector integrated into the housing with up to 12 positions



Five parallel or four parallel and one serial contact for efficient modular communication

Configuration overview

ME series

i Web code: #0305

1


Lower housing part

Housing	Housing width	Without bus connector	With integrated bus connector				For DIN rail connector
			5 parallel pos.	5 parallel pos., 2 serial pos.	10 parallel pos.	10 parallel pos., 2 serial pos.	
							
	Type	ME...UT	ME...UT BUS/5	ME ... UT/ FE BUS/5+2 ³⁾	ME ... UT/ FE BUS/10 ³⁾	ME ... UT/ FE BUS/10+2 ³⁾	ME ... UT TBUS
Tall design (standard) Overall depth 114.5 mm ¹⁾ 	12.5 mm	2869430					
	17.5 mm	2869427	2201851	2201855	2854034	2201859	2914783
	22.5 mm	2907732	2201852	2201856	2707482	2890108	2869524
	35 mm	2915148	2201853	2201857	2854050	2201860	2914819
	45 mm	2709655	2201854	2201858	2854063	2695536	2869511
	67.5 mm	2201238		2200537	2200539	2200541	2200544
	90 mm	2200279		2200538	2200540	2200543	2200545
Flat design Overall depth 106 mm ¹⁾ 	22.5 mm	2709781					2914835
Ultra-flat design Overall depth 92 mm ¹⁾ 	22.5 mm	2201861					

Configuring the ME series

1 Select the lower housing part

2 Add the DIN rail bus as an option



3 Choose the matching upper housing part

4 Select connection technology⁴⁾ or filler plug (pp. 22-25)

Test the ME series:

Sample set: 52005214

Get in touch with your contact person in Sales.

2 DIN rail connector			3 Upper housing part					
3.81 mm pitch	3.81 mm pitch	3.81 mm pitch	PCB terminal blocks		Connectors with header			
5 parallel pos.	4 parallel pos., 1 serial pos.	Adapter, 5 parallel pos.	Screw connection	Spring connection	Single-level	Double-level	Double-level	Triple-level
ME ... TBUS ...	ME ... TBUS ... 4P1S	ME ... TBUS ADAPTER	ME ... OTU-MKDSO	ME ... OT-FKDSO	ME ... OT-1MSTBO	ME ... OT-MSTBO	ME... OTP-MSTBO-PS	ME ... OT-3MSTBO
2713645	2201731	2201757	2278869	2200321		2854775		
2713722	2201732	2201756	2278940	2200322		2853747	2279253	
2713645 ²⁾	2201731 ²⁾	2201757 ²⁾	2278953	2200323	2914877	2907761	2279282	2914880
2713645 ²⁾	2201731 ²⁾	2201757 ²⁾	2 x 2278940	2 x 2200322		2914864		
2713722 ²⁾	2201732 ²⁾	2201756 ²⁾	2 x 2278953	2200327	2709299	2854429		2 x 2914880
2713722 ²⁾	2201732 ²⁾	2201756 ²⁾	3 x 2278953	3 x 2200323	2200522	3 x 2907761		3 x 2914880
2713722 ²⁾	2201732 ²⁾	2201756 ²⁾	4 x 2278953	2 x 2200327	2200523	2 x 2854429		4 x 2914880
2713722	2201732	2201756	22788953	2200323	2914877	2907761	2279282	2914880
2713722	2201732	2201756	2278953	2200323	2914877	2907761	2279282	2914880

¹⁾ Dimension of housing incl. single or double-level upper part

²⁾ Combination of DIN rail connectors and adapters freely selectable, taking into account the required quantity relative to the housing width

³⁾ FE = Functional earth ground contact





⁴⁾ Connector locking mechanisms are available for FMC, MC, and MSTBO connection technology (pp. 22-23)

Note: The lower housing parts shown here are also available without ventilation slots

The lower housing parts shown here are also available in additional colors

Configuration overview ME series PCB connectors


i Web code: #0305

Upper housing part	Housing width	Maximum number of positions			4						
		Pitch value			3.5 mm pitch						
		3.5 mm	5.0 mm	7.25 mm	Wave soldering		Screw	Plug snap	Push-in	Plug snap	Push-in
					MCO 1,5 / ... G1 ... -3,5	MC	ME PS ... MC	FMC	ME PS ... FMC	FK-MCP	
					Left	Right					
 ME...OT-1MSTBO	22.5 mm	5	4	3	2278380	2278351	1769087		1773581	1773604	
	45 mm	10	8	6	2278380	2278351	1769087		1773581	1773604	
	67.5 mm	15	12	9	2278380	2278351	1769087		1773581	1773604	
	90 mm	20	16	12	2278380	2278351	1769087		1773581	1773604	
 ME ... OT-MSTBO	12.5 mm	12	8		2278319	2278322	1769061				
	17.5 mm	16	12	8	2278364	2278377	1769074		1773578	1773594	
	22.5 mm	20	16	12	2278380	2278351	1769087		1773581	1773604	
	35 mm	32	24	16	2278364	2278377	1769074		1773578	1773594	
	45 mm	40	32	24	2278380	2278351	1769087		1773581	1773604	
 ME ... OT-3MSTBO	22.5 mm	30	24	18	2278380	2278351	1769087		1773581	1773604	
 ME...OTP-MSTBO-PS	17.5	16	12				1769087	2279842	1773581	2279949	
	22.5	20	16				1769087	2279745	1773581	2279648	

Configuring the ME series

1 Select the lower housing part

2 Add the DIN rail bus as an option



3 Choose the matching upper housing part

4 Select connection technology¹⁾ or filler plug (pp. 22-25)

Test the ME series:

Sample set: 52005214

Get in touch with your contact person in Sales.

Connection technology

Headers, connectors, and connector locking mechanisms

Filler plugs






5 mm pitch										7.25 mm pitch		
Wave soldering		Reflow soldering (THR)		Wave soldering		Push-in	Screw	Plug snap	Reflow soldering (THR)		Screw	
MSTBO 2,5/... -G1 ...		MSTBO 2,5/... -G1 ... THR		MSTBO 2,5/... -G1P ...		PSPT 2,5/...	MSTBT ... STP	ME PS ... MSTBT	GMSTBO 2,5 HV/... -G ... THR		GMSTBT 2,5 HV	ME B- ...
Left	Right	Left	Right	Left	Right				Left	Right		
2907774	2907787	2697194	2697204	2200325	2200326	2202344	2200332		2199663	2199566	2199553	2907965
2907774	2907787	2697194	2697204	2200325	2200326	2202344	2200332		2199663	2199566	2199553	2907965
2907774	2907787	2697194	2697204	2200325	2200326	2202344	2200332		2199663	2199566	2199553	2907965
2907774	2907787	2697194	2697204	2200325	2200326	2202344	2200332		2199663	2199566	2199553	2907965
2854788	2854791	2200251	2200252	2200330	2200331	2202346	2200334					2854801
2853750	2853763	2915216	2915229	2200328	2200329	2202345	2200333		2199867	2199760	2199757	2853776
2907774	2907787	2697194	2697204	2200325	2200326	2202344	2200332		2199663	2199566	2199553	2907965
2853750	2853763	2915216	2915229	2200328	2200329	2202345	2200333		2199867	2199760	2199757	2853776
2907774	2907787	2697194	2697204	2200325	2200326	2202344	2200332		2199663	2199566	2199553	2907965
2907774	2907787	2697194	2697204	2200325	2200326	2202344	2200332		2199663	2199566	2199553	2 x 2279787
							2200332	2279062				

¹⁾ Additionally, connector locking mechanisms are available for FMC, MC, and MSTBO connection technology (pp. 22-23)

Configuration overview

ME series PCB terminal blocks

i Web code: #0305

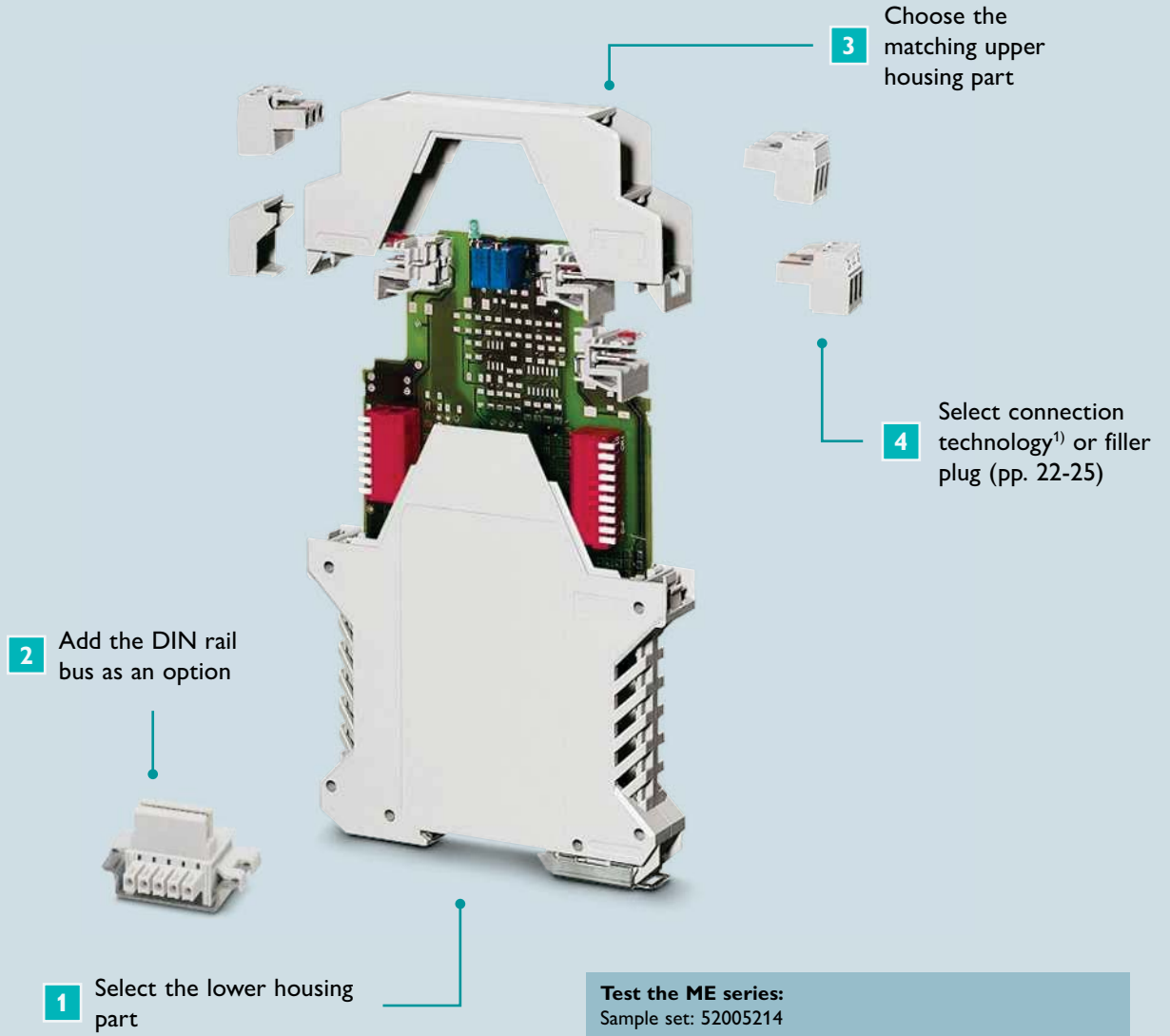
Upper housing part	Housing width	Maximum number of positions		Connection technology					
		Pitch value		PCB terminal blocks					
		3.5 mm	5 mm	3.5 mm pitch		5 mm pitch		5 mm pitch	
				Screw				Push-in	
				MKDSO 1,5/...-3,5		MKDSO 2,5/...		FKDSO 2,5/...	
				Left	Right	Left	Right	Left	Right
									
ME...OTU-MKDSO 	12.5 mm	12	8	2278445	2278458	2915261	2915258		
	17.5 mm	16	12	2278432	2278429	2854102	2854092		
	22.5 mm	20	16	2278393	2278416	2908485	2908472		
	45 mm	40	32	2278393	2278416	2908485	2908472		
ME...OT-FKDSO 	12.5 mm		8					2200315	2200316
	17.5 mm		12					2200318	2200317
	22.5 mm		16					2200319	2200320
	45 mm		32					2200319	2200320

¹⁾ Additionally, connector locking mechanisms are available for FMC, MC, and MSTBO connection technology (pp. 22-23)

Configuring the ME series

Filler plugs
ME B- ...

2201862
2854115
2908498
2908498
2200565
2200566
2200567
2200567



Test the ME series:
 Sample set: 52005214
 Get in touch with your contact person in Sales.

单击下面可查看定价，库存，交付和生命周期等信息

[>>Phoenix Contact\(菲尼克斯\)](#)