

Feed-through terminal block - USK 4-FSR(4-2,8-0,8) - 0270018

Please be informed that the data shown in this PDF Document is generated from our Online Catalog. Please find the complete data in the user's documentation. Our General Terms of Use for Downloads are valid (<http://phoenixcontact.com/download>)



Feed-through terminal block, Connection type: Screw connection, Slip-on connection, Cross section: 0.2 mm² - 4 mm², AWG :24- 12, Width: 6.2 mm, Color: gray, Mounting: NS 35/7,5, NS 35/15



Key Commercial Data

Packing unit	1 pc
GTIN	 4 017918 000103
Weight per Piece (excluding packing)	7.62 g
Custom tariff number	85369010
Country of origin	Poland

Technical data

General

Number of levels	1
Number of connections	2
Nominal cross section	4 mm ²
Color	gray
Insulating material	PA
Flammability rating according to UL 94	V2
Rated surge voltage	8 kV
Pollution degree	3
Overvoltage category	III
Insulating material group	I
Connection method	Screw connection
Maximum load current	32 A (with 4 mm ² conductor cross section)
Nominal current I _N	32 A

Feed-through terminal block - USK 4-FSR(4-2,8-0,8) - 0270018

Technical data

General

Nominal voltage U_N	800 V
Connection method	Slip-on connection
Open side panel	ja

Dimensions

Width	6.2 mm
Length	42.5 mm
Height NS 35/7,5	45.5 mm
Height NS 35/15	53 mm
Height NS 32	50.5 mm
End cover width	1.3 mm

Connection data

Connection method	Screw connection
Screw thread	M3
Tightening torque, min	0.6 Nm
Tightening torque max	0.8 Nm
Stripping length	9 mm
Conductor cross section solid min.	0.2 mm ²
Conductor cross section solid max.	4 mm ²
Conductor cross section AWG min.	24
Conductor cross section AWG max.	12
Conductor cross section flexible min.	0.2 mm ²
Conductor cross section flexible max.	4 mm ²
Min. AWG conductor cross section, flexible	24
Max. AWG conductor cross section, flexible	12
Conductor cross section flexible, with ferrule without plastic sleeve min.	0.25 mm ²
Conductor cross section flexible, with ferrule without plastic sleeve max.	4 mm ²
Conductor cross section flexible, with ferrule with plastic sleeve min.	0.25 mm ²
Conductor cross section flexible, with ferrule with plastic sleeve max.	2.5 mm ²
Cross section with insertion bridge, solid max.	2.5 mm ²
Cross section with insertion bridge, stranded max.	2.5 mm ²
2 conductors with same cross section, solid min.	0.2 mm ²
2 conductors with same cross section, solid max.	1 mm ²
2 conductors with same cross section, stranded min.	0.2 mm ²
2 conductors with same cross section, stranded max.	1.5 mm ²
2 conductors with same cross section, stranded, ferrules without plastic sleeve, min.	0.25 mm ²

Feed-through terminal block - USK 4-FSR(4-2,8-0,8) - 0270018

Technical data

Connection data

2 conductors with same cross section, stranded, ferrules without plastic sleeve, max.	1.5 mm ²
2 conductors with same cross section, stranded, TWIN ferrules with plastic sleeve, min.	0.5 mm ²
2 conductors with same cross section, stranded, TWIN ferrules with plastic sleeve, max.	2.5 mm ²
Nominal current I _N	32 A
Maximum load current	32 A (with 4 mm ² conductor cross section)
Nominal voltage U _N	800 V
Internal cylindrical gage	A3
Connection method	Slip-on connection

Standards and Regulations

Connection in acc. with standard	CSA
Flammability rating according to UL 94	V2

Classifications

eCl@ss

eCl@ss 4.0	27141120
eCl@ss 4.1	27141120
eCl@ss 5.0	27141120
eCl@ss 5.1	27141120
eCl@ss 6.0	27141120
eCl@ss 7.0	27141120
eCl@ss 8.0	27141120
eCl@ss 9.0	27141120

ETIM

ETIM 2.0	EC000897
ETIM 3.0	EC000897
ETIM 4.0	EC000897
ETIM 5.0	EC000897

UNSPSC

UNSPSC 6.01	30211811
UNSPSC 7.0901	39121410
UNSPSC 11	39121410
UNSPSC 12.01	39121410

Feed-through terminal block - USK 4-FSR(4-2,8-0,8) - 0270018

Classifications

UNSPSC

UNSPSC 13.2	39121410
-------------	----------

Approvals

Approvals

Approvals

CSA / UL Recognized / cUL Recognized / PRS / EAC / cULus Recognized

Ex Approvals

Approvals submitted

Approval details

CSA	
mm ² /AWG/kcmil	28-12
Nominal current I _N	20 A
Nominal voltage U _N	600 V

UL Recognized	
mm ² /AWG/kcmil	28-12
Nominal current I _N	20 A
Nominal voltage U _N	600 V

cUL Recognized	
mm ² /AWG/kcmil	28-12


Feed-through terminal block - USK 4-FSR(4-2,8-0,8) - 0270018

Approvals

Nominal current I _N	20 A
Nominal voltage U _N	600 V

PRS

EAC

cULus Recognized  US

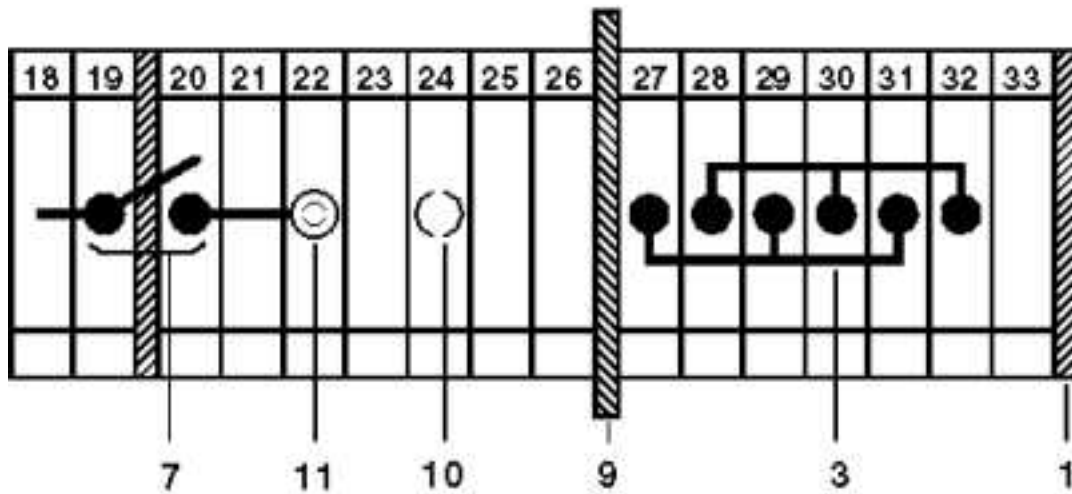
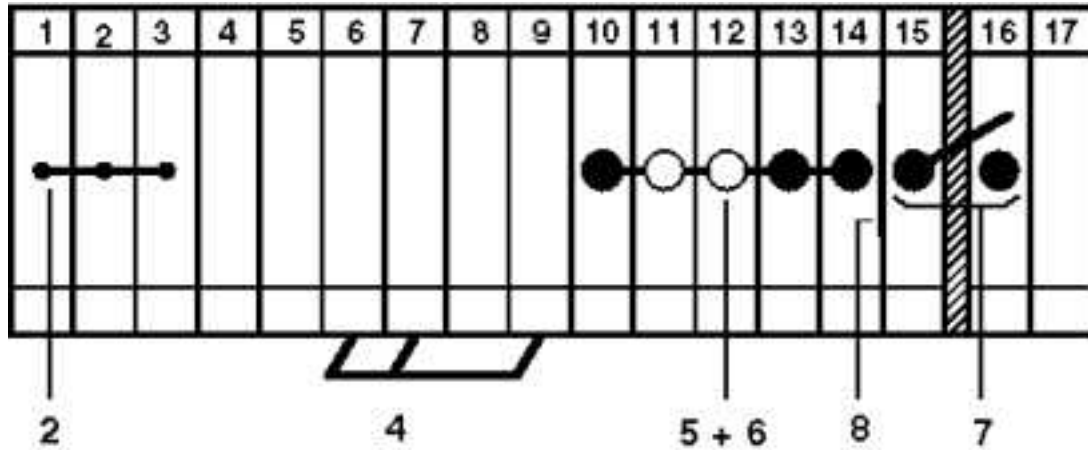
Drawings

Feed-through terminal block - USK 4-FSR(4-2,8-0,8) - 0270018

Circuit diagram



Circuit diagram



- 1 = cover
- 2 = fixed bridge
- 3 = L-bridge
- 4 = insertion bridge
- 5 = isolator bridge bar
- 6 = bridge bar isolator
- 7 = switch bar for 2 terminal blocks
- 8 = separating plate
- 9 = partition plate
- 10 = test plug socket, for test connection with test plug MPS or adapter plug RPS
- 11 = test plug socket, insulated, can only be used with FBI, ISSBI

单击下面可查看定价，库存，交付和生命周期等信息

[>>Phoenix Contact\(菲尼克斯\)](#)