

Inline function terminal - IB IL TEMP 2 RTD-XC-PAC - 2701217

Please be informed that the data shown in this PDF Document is generated from our Online Catalog. Please find the complete data in the user's documentation. Our General Terms of Use for Downloads are valid (<http://phoenixcontact.com/download>)



Inline analog input terminal, extreme conditions version, complete with accessories (connector plug and labeling field), 2 inputs, RTD (resistance temperature detector), 2, 3, 4-conductor connection technology

Key commercial data

Packing unit	1 pc
Weight per Piece (excluding packing)	100.0 GRM
Custom tariff number	85389091
Country of origin	Germany

Technical data

Note

Utilization restriction	EMC: class A product, see manufacturer's declaration in the download area
-------------------------	---

Ambient conditions

Ambient temperature (operation)	-40 °C ... 55 °C (See also the "Tested successfully: Use under extreme ambient conditions" section of the data sheet.)
Ambient temperature (storage/transport)	-40 °C ... 85 °C
GRP_Temperature class	T2 (-40°C ... 55°C, EN 50155)
Permissible humidity (operation)	10 % ... 95 % (according to DIN EN 61131-2)
Permissible humidity (storage/transport)	10 % ... 95 % (according to DIN EN 61131-2)
Air pressure (operation)	70 kPa ... 106 kPa (up to 3000 m above sea level)
Air pressure (storage/transport)	70 kPa ... 106 kPa (up to 3000 m above sea level)
Degree of protection	IP20

General

Weight	67 g
Note on weight specifications	with connector
Mounting type	DIN rail
Protection class	III, IEC 61140, EN 61140, VDE 0140-1

Inline function terminal - IB IL TEMP 2 RTD-XC-PAC - 2701217

Technical data

General

Test section	7.5 V supply (bus logics)/24 V analog supply (analog I/O) 500 V AC 50 Hz 1 min
	7.5 V supply (bus logics) / functional earth ground 500 V AC 50 Hz 1 min
	24 V analog supply (analog I/O) / functional earth ground 500 V AC 50 Hz 1 min

Interfaces

Designation	Inline local bus
Connection method	Inline data jumper
Transmission speed	500 kBit/s
Transmission physics	Copper

Inline potentials

Communications power U_L	7.5 V DC (via voltage jumper)
Current consumption from U_L	max. 60 mA
	typ. 43 mA
I/O supply voltage U_{ANA}	24 V DC
Current consumption from U_{ANA}	max. 18 mA
	typ. 11 mA
Power consumption	typ. 587 mW
	max. 882 mW

Analog inputs

Number of inputs	2
Input name	Analog RTD inputs
Description of the input	Input for resistive temperature sensors
Connection method	Spring-cage connection
	2, 3-conductor
Sensor types (RTD) that can be used	Pt, Ni, KTY, Cu sensors, linear resistors
Linear resistance measuring range	0 Ω ... 400 Ω
	0 Ω ... 4 k Ω
Measuring principle	Successive approximation
Measured value representation	16 bits two's complement and other
A/D conversion time	typ. 120 μ s (per channel)
Resolution A/D	16 bit (15 bit + sign bit)
Process data update	30 ms

Inline function terminal - IB IL TEMP 2 RTD-XC-PAC - 2701217

Classifications

eCl@ss

eCl@ss 4.0	27250303
eCl@ss 4.1	27250303
eCl@ss 5.0	27250303
eCl@ss 5.1	27242601
eCl@ss 6.0	27242601
eCl@ss 7.0	27242601
eCl@ss 8.0	27242601

ETIM

ETIM 3.0	EC001596
ETIM 4.0	EC001599
ETIM 5.0	EC001596

UNSPSC

UNSPSC 6.01	43172015
UNSPSC 7.0901	43201404
UNSPSC 11	43172015
UNSPSC 12.01	43201404
UNSPSC 13.2	43201404

Approvals

Approvals


Approvals

UL Recognized / cUL Recognized / cULus Recognized

Ex Approvals


Approvals submitted


Approval details

UL Recognized 

Inline function terminal - IB IL TEMP 2 RTD-XC-PAC - 2701217

Approvals

cUL Recognized 

cULus Recognized 

Phoenix Contact 2014 © - all rights reserved
<http://www.phoenixcontact.com>

单击下面可查看定价，库存，交付和生命周期等信息

[>>Phoenix Contact\(菲尼克斯\)](#)