

Rear panel feed-through - SF-5EP1N8ACLB2 - 1607040

Please be informed that the data shown in this PDF Document is generated from our Online Catalog. Please find the complete data in the user's documentation. Our General Terms of Use for Downloads are valid (<http://download.phoenixcontact.com>)



Rear panel feed-through, straight long, Screw locking, M23, Number of positions: 5+PE, Type of contact: Male connector, Crimp connection, Axial O-ring, 4xM3, Shielded: Yes, Cable cross section: 12 mm...15 mm

The figure shows the 8-pos.
(4+3+PE) product version



Key commercial data

| | |
|--------------------------------------|------------|
| Packing unit | 1 PCE |
| Weight per Piece (excluding packing) | 137.13 GRM |
| Custom tariff number | 85366990 |
| Country of origin | Germany |

Technical data

General

| | |
|--|--|
| Note | Order information Order crimp contacts 6 x Ø 2 mm separately |
| Type of locking | Screw locking |
| Coding | N |
| Contact connection method | Crimp connection |
| Type of contacts | Male connector |
| Number of positions | 6 |
| Contact diameter of power contacts | 2 mm |
| Nominal current per power contact at 25°C | 30 A |
| Contact diameter of signal contacts | 2 mm |
| Nominal current per signal contact at 25°C | 30 A |
| Conductor entry | 12 mm ... 15 mm |
| Mounting type | 4xM3 |

Ambient conditions

| | |
|---------------------|-------------------|
| Ambient temperature | -20 °C ... 125 °C |
|---------------------|-------------------|

Rear panel feed-through - SF-5EP1N8ACLB2 - 1607040

Technical data

Ambient conditions

| | |
|----------------------|------|
| Degree of protection | IP67 |
|----------------------|------|

Material

| | |
|----------------------------|--|
| Housing material | Turned parts: copper zinc alloy (CuZn), die-cast parts: zinc (GD-Zn) |
| Insulator material | PA 66 |
| Gasket and O-ring material | FPM |

Specifications according to DIN EN 61984:2001

| | |
|--|--------|
| Installation height max. | 3000 m |
| Nominal / operating voltage of power contacts | 630 V |
| Rated surge voltage of power contacts | 6 kV |
| Surge voltage category of power contacts | III |
| Pollution degree of power contacts | 3 |
| Nominal / operating voltage of signal contacts | 630 V |
| Rated surge voltage of signal contacts | 6 kV |
| Surge voltage category of signal contacts | III |
| Pollution degree of signal contacts | 3 |

Classifications

eCl@ss

| | |
|------------|----------|
| eCl@ss 4.0 | 272607xx |
| eCl@ss 4.1 | 27260701 |
| eCl@ss 5.0 | 27260701 |
| eCl@ss 5.1 | 27260701 |
| eCl@ss 6.0 | 27260708 |
| eCl@ss 7.0 | 27440312 |
| eCl@ss 8.0 | 27440312 |

ETIM

| | |
|----------|----------|
| ETIM 3.0 | EC001121 |
| ETIM 4.0 | EC001121 |
| ETIM 5.0 | EC002635 |

UNSPSC

| | |
|---------------|----------|
| UNSPSC 6.01 | 43172015 |
| UNSPSC 7.0901 | 43201404 |
| UNSPSC 11 | 43172015 |
| UNSPSC 12.01 | 43201404 |

Rear panel feed-through - SF-5EP1N8ACLB2 - 1607040

Classifications

UNSPSC

| | |
|-------------|----------|
| UNSPSC 13.2 | 43201404 |
|-------------|----------|

Accessories

Accessories

Crimp contact

Crimp contact - SF-7RP2000 - 1605646



Crimp contact, turned, Single contact, Contact diameter: 2 mm, Crimp range: 0.14 mm²...0.25 mm²

Crimp contact - SF-7PP2000 - 1605634



Crimp contact, turned, Single contact, Contact diameter: 2 mm, Crimp range: 0.25 mm²...1 mm²

Crimp contact - SF-20KP004 - 1607376



Crimp contact, turned, Contact diameter: 2 mm, Crimp range: 0.75 mm²...1.5 mm²

Crimp contact - SF-7QP2000 - 1605639



Crimp contact, turned, Single contact, Contact diameter: 2 mm, Crimp range: 1 mm²...2.5 mm²

Rear panel feed-through - SF-5EP1N8ACLB2 - 1607040

Accessories

Crimp contact - SF-7MP2000 - 1605626



Crimp contact, turned, Single contact, Contact diameter: 2 mm, Crimp range: 4 mm²...4 mm²

Mounting material

Color-coding - SF-Z0064 - 1620585



Color-coding, Color: green

Color-coding - SF-Z0065 - 1620586



Color-coding, Color: orange

Color-coding - SF-Z0066 - 1620587



Color-coding, Color: black

Protective cover

Plastic dust protection cap - SF-Z0019 - 1607449



Plastic dust protection cap with IP40 eye for connectors with M23 external thread, RF, SF series

Rear panel feed-through - SF-5EP1N8ACLB2 - 1607040

Accessories

Plastic dust protection cap - RC-Z2059 - 1604225



Plastic dust protection cap for connectors with M23 external thread

Plastic anti-static dust protection cap - RC-Z2469 - 1611797



Plastic dust protection cap, anti-static, for RF, SF series connectors, with M23 external thread

Metal dust protection cap - SC-Z2319 - 1605456



Metal dust protection cap for power plugs with M23 external thread

Metal dust protection cap - SC-Z2320 - 1605457



Metal dust protection cap with steel wire for power plugs with M23 external thread

Drawings

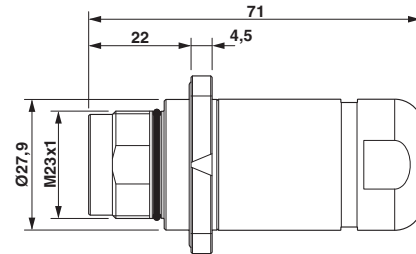
Rear panel feed-through - SF-5EP1N8ACLB2 - 1607040

Schematic diagram



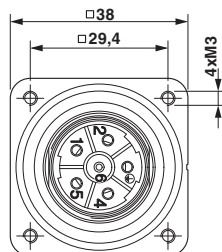
Connector pin assignment

Dimensioned drawing



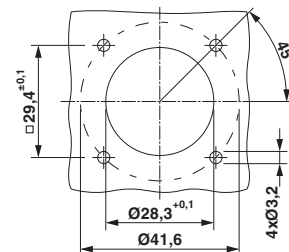
Dimensional drawing

Dimensioned drawing



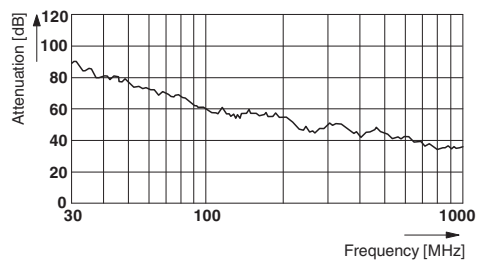
Flange dimensions

Dimensioned drawing



Installation dimensions

Diagram



单击下面可查看定价，库存，交付和生命周期等信息

[>>Phoenix Contact\(菲尼克斯\)](#)