

Feed-through terminal block - UKH 70 BU - 3244601

Please be informed that the data shown in this PDF Document is generated from our Online Catalog. Please find the complete data in the user's documentation. Our General Terms of Use for Downloads are valid (<http://download.phoenixcontact.com>)



Feed-through terminal block, Connection method: Screw connection, Number of positions: 1, Cross section: 16 mm² - 95 mm², AWG: 4 - 3/0, Width: 20.3 mm, Height: 78.3 mm, Color: blue, Mounting type: NS 35/15, NS 32

The illustration shows the version in gray

Product Features

- Reliable cable connection is ensured by three-point centering of the conductor in the prismatic sleeve base
- Tested for railway applications
- Low contact resistance of the contact surface due to ribbing
- Screw locking by means of spring-loaded elements in the clamping part



Key commercial data

Packing unit	1 PCE
Custom tariff number	85369010
Country of origin	China

Technical data

General

Number of levels	1
Number of connections	2
Color	blue
Insulating material	PA
Inflammability class according to UL 94	V0
Area of application	Railway industry
	Mechanical engineering
	Plant engineering
Maximum load current	192 A (At 70 mm ² conductor cross section)
Rated surge voltage	8 kV

Feed-through terminal block - UKH 70 BU - 3244601

Technical data

General

Pollution degree	3
Surge voltage category	III
Insulating material group	I
Connection in acc. with standard	IEC 60947-7-1
Nominal current I_N	192 A
Nominal voltage U_N	1000 V
Open side panel	nein
Number of positions	1

Dimensions

Width	20.3 mm
Length	70.5 mm
Height	78.3 mm
Height NS 35/7,5	80 mm
Height NS 35/15	87.5 mm
Height NS 32	85.5 mm

Connection data

Note	Note: Product releases, connection cross sections and notes on connecting aluminum cables can be found in the download area.
Conductor cross section solid min.	16 mm ²
Conductor cross section solid max.	95 mm ²
Conductor cross section AWG/kcmil min.	4
Conductor cross section AWG/kcmil max	3/0
Conductor cross section stranded min.	25 mm ²
Conductor cross section stranded max.	70 mm ²
Min. AWG conductor cross section, stranded	3
Max. AWG conductor cross section, stranded	2/0
Conductor cross section stranded, with ferrule without plastic sleeve min.	16 mm ²
Conductor cross section stranded, with ferrule without plastic sleeve max.	70 mm ²
Conductor cross section stranded, with ferrule with plastic sleeve min.	16 mm ²
Conductor cross section stranded, with ferrule with plastic sleeve max.	70 mm ²
2 conductors with same cross section, solid min.	16 mm ²
2 conductors with same cross section, solid max.	25 mm ²
2 conductors with same cross section, stranded min.	16 mm ²
2 conductors with same cross section, stranded max.	25 mm ²
2 conductors with same cross section, stranded, ferrules without plastic sleeve, min.	16 mm ²

Feed-through terminal block - UKH 70 BU - 3244601

Technical data

Connection data

2 conductors with same cross section, stranded, ferrules without plastic sleeve, max.	25 mm ²
Connection method	Screw connection
Stripping length	24 mm
Internal cylindrical gage	A11
Screw thread	M8
Tightening torque, min	8 Nm
Tightening torque max	10 Nm

Classifications

eCl@ss

eCl@ss 4.0	27141120
eCl@ss 4.1	27141120
eCl@ss 5.0	27141120
eCl@ss 5.1	27141120
eCl@ss 6.0	27141120
eCl@ss 7.0	27141120
eCl@ss 8.0	27141120

ETIM

ETIM 2.0	EC000897
ETIM 3.0	EC000897
ETIM 4.0	EC000897
ETIM 5.0	EC000897

UNSPSC

UNSPSC 6.01	30211811
UNSPSC 7.0901	39121410
UNSPSC 11	39121410
UNSPSC 12.01	39121410
UNSPSC 13.2	39121410

Approvals

Approvals

Feed-through terminal block - UKH 70 BU - 3244601

Approvals

Approvals


CSA / UL Recognized / cUL Recognized / VDE Zeichengenehmigung / IECEx CB Scheme / cULus Recognized


Ex Approvals


ATEX / ATEX / IECEx

Approvals submitted

Approval details


CSA 		
	B	C
mm ² /AWG/kcmil	6	6
Nominal current I _N	192 A	192 A
Nominal voltage U _N	600 V	1000 V


UL Recognized 		
	B	C
mm ² /AWG/kcmil	6	6
Nominal current I _N	192 A	192 A
Nominal voltage U _N	1000 V	1000 V


cUL Recognized 		
	B	C
mm ² /AWG/kcmil	6	6
Nominal current I _N	192 A	192 A
Nominal voltage U _N	1000 V	1000 V

Feed-through terminal block - UKH 70 BU - 3244601

Approvals

VDE Zeichengenehmigung 	
Nominal voltage UN	1000 V

IECEE CB Scheme 	
Nominal voltage UN	1000 V

cULus Recognized 	
--	--

Accessories

Accessories

Bridge

Fixed bridge - FBI 2-20 N - 3213195



Fixed bridge, Number of positions: 2, Color: silver

Fixed bridge - FBI 3-20 N - 3213205



Fixed bridge, Number of positions: 3, Color: silver

End block

Feed-through terminal block - UKH 70 BU - 3244601

Accessories

End clamp - E/AL-NS 32 - 1201659



End clamp, for end support of UKH 50 - UKH 240, is pushed onto DIN rail NS 32 and fixed with 2 screws, width: 10 mm, color: Aluminum

End clamp - E/AL-NS 35 - 1201662



End clamp, for end support of UKH 50 to UKH 240, is pushed onto DIN rail NS 35 and fixed with 2 screws, width: 10 mm, color: aluminum

Mounting material

Insertion profile - UKH 50 EP - 3009228



Insertion profile, Color: silver

Mounting rail

DIN rail - NS 32 PERF 2000MM - 1201002



G-profile DIN rail, material: Steel, perforated, height 15 mm, width 32 mm, length 2 m

DIN rail - NS 32 UNPERF 2000MM - 1201015



G-profile DIN rail, material: Steel, unperforated, height 15 mm, width 32 mm, length 2 m

Feed-through terminal block - UKH 70 BU - 3244601

Accessories

DIN rail perforated - NS 35/15 PERF 2000MM - 1201730



DIN rail, material: steel galvanized and passivated with a thick layer, perforated, height 15 mm, width 35 mm, length: 2000 mm

DIN rail - NS 35/15 UNPERF 2000MM - 1201714



DIN rail, material: Steel, unperforated, height 15 mm, width 35 mm, length: 2 m

DIN rail - NS 35/15 WH PERF 2000MM - 0806602



DIN rail 35 mm (NS 35)

DIN rail - NS 35/15 WH UNPERF 2000MM - 1204135



DIN rail 35 mm (NS 35)

DIN rail, unperforated - NS 35/15 AL UNPERF 2000MM - 1201756



DIN rail, deep drawn, high profile, unperforated, 1.5 mm thick, material: aluminum, height 15 mm, width 35 mm, length 2000 mm

Feed-through terminal block - UKH 70 BU - 3244601

Accessories

DIN rail - NS 35/15 ZN PERF 2000MM - 1206599



DIN rail, material: Galvanized, perforated, height 15 mm, width 35 mm, length: 2 m

DIN rail - NS 35/15 ZN UNPERF 2000MM - 1206586



DIN rail, material: Galvanized, unperforated, height 15 mm, width 35 mm, length: 2 m

DIN rail - NS 35/15 CU UNPERF 2000MM - 1201895



DIN rail, material: Copper, unperforated, 1.5 mm thick, height 15 mm, width 35 mm, length: 2 m

End cap - NS 35/15 CAP - 1206573



DIN rail end piece, for DIN rail NS 35/15

Pick-off terminal block

Pick-off terminal block - AGK 10-UKH 50 - 3001763



Pick-off terminal block, Connection method: Special and hybrid connection, Cross section: 0.5 mm² - 10 mm², AWG: 20 - 8, Width: 10.2 mm, Height: 34.7 mm, Color: gray, Mounting type: On base element

Feed-through terminal block - UKH 70 BU - 3244601

Accessories

Socket spanner

Tool - VDE-ISS 6 - 1201934



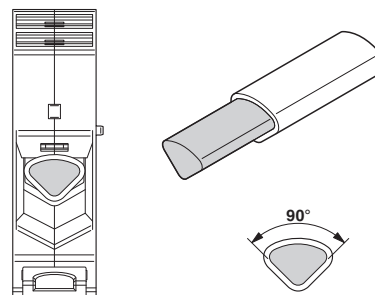
Allen wrench, fully insulated, safety tool in accordance with EN 60900, length: 150 mm, handle width: 110 mm, for all terminal blocks with 8 mm Allen screw

Drawings

Circuit diagram



Schematic diagram



Connecting aluminum cables. Further notes can be found in the download area

单击下面可查看定价，库存，交付和生命周期等信息

[>>Phoenix Contact\(菲尼克斯\)](#)