

Contact insert - HC-BB10-I-CT-F - 1584703

Please be informed that the data shown in this PDF Document is generated from our Online Catalog. Please find the complete data in the user's documentation. Our General Terms of Use for Downloads are valid (<http://phoenixcontact.com/download>)



HEAVYCON socket insert, series: BB10, 10-pos., crimp connection, with plastic coding profile, can be coded

Product Features

- ✓ For fast coding with plastic profile (Order No. 1410916, type CP-HC-S)
- ✓

Key commercial data

Packing unit	1 pc
Custom tariff number	85366990
Country of origin	China

Technical data

General

Connection method	Crimp connection
Pollution degree	3
Surge voltage category	III
Number of positions	10+PE
Insertion/withdrawal cycles	≥ 500
Type	B6
Connection in acc. with standard	IEC / EN
Conductor cross section	0.5 mm ² ... 4 mm ²
Connection cross section AWG	20 ... 12
Stripping length of the individual wire	7.5 mm
Assembly instructions	- Housing heights of h ≥ 72 mm are recommended when there is a high number of wires.
Connection	Connectors may only be inserted when there is no load/the power is switched off. Contact release by means of CK2,5-EWZ (Order No. 1662722)

Ambient conditions

Contact insert - HC-BB10-I-CT-F - 1584703

Technical data

Ambient conditions

Ambient temperature (operation)	-40 °C ... 125 °C (including heating up of contacts)
---------------------------------	--

Material data

Inflammability class according to UL 94	V0
Contact material	Copper alloy
Contact surface material	Ag (alternatively Au)
Contact carrier material	PC

Electrical characteristics

Rated voltage (III/3)	500 V
Rated surge voltage	6 kV
Rated current	16 A

Classifications

eCl@ss

eCl@ss 4.0	272607xx
eCl@ss 4.1	27260701
eCl@ss 5.0	27143424
eCl@ss 5.1	27143424
eCl@ss 6.0	27143424
eCl@ss 7.0	27440209
eCl@ss 8.0	27440205

ETIM

ETIM 4.0	EC000438
ETIM 5.0	EC000438

UNSPSC

UNSPSC 6.01	30211923
UNSPSC 7.0901	39121522
UNSPSC 11	39121522
UNSPSC 12.01	39121522
UNSPSC 13.2	39121522

Approvals

Approvals

Contact insert - HC-BB10-I-CT-F - 1584703

Approvals


Approvals

UL Recognized / EAC / CSA


Ex Approvals

Approvals submitted

Approval details

UL Recognized 	
mm²/AWG/kcmil	12
Nominal current I _N	20 A
Nominal voltage U _N	600 V

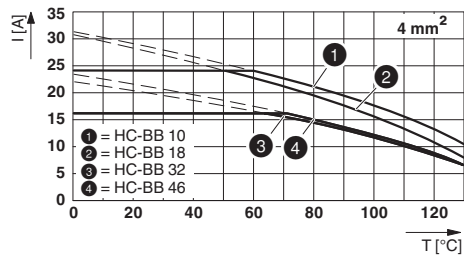
EAC

CSA 	
mm²/AWG/kcmil	12
Nominal current I _N	18 A
Nominal voltage U _N	600 V

Drawings

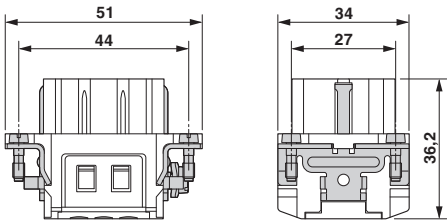
Contact insert - HC-BB10-I-CT-F - 1584703

Diagram



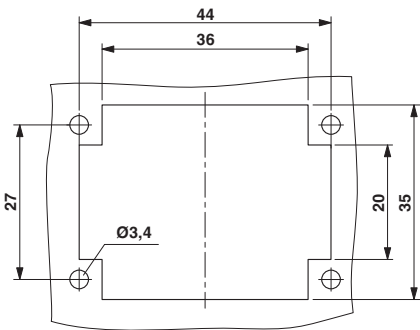
Derating diagram (conductor cross section: 4.0 mm²)

Dimensional drawing



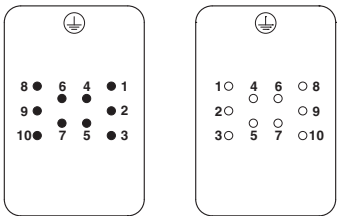
Female insert

Dimensional drawing



Mounting cutout when used without housing

Schematic diagram



Connector pin assignment: Left pin - right socket

单击下面可查看定价，库存，交付和生命周期等信息

[>>Phoenix Contact\(菲尼克斯\)](#)