

Coupler connector - ST-6EP1N8A9K03S - 1618705

Please be informed that the data shown in this PDF Document is generated from our Online Catalog. Please find the complete data in the user's documentation. Our General Terms of Use for Downloads are valid (<http://phoenixcontact.com/download>)



Coupler connector, straight, SPEEDCON locking, M17, Number of positions: 6+PE, Type of contact: Male connector, Crimp connection, shielded: yes, Cable diameter: 5 mm...9.2 mm

The illustration shows the 4-position version

Product Features

- Reduced size: ideal for compact devices
- Consistent EMC protection for reliable connection solutions in the industrial environment
- Crimping connection: vibration- and temperature-resistant assembly
- Flexible use: reliably connect various cable diameters



Key Commercial Data

| | |
|----------------------|----------|
| Packing unit | 1 pc |
| Custom tariff number | 85366990 |
| Country of origin | Germany |

Technical data

General

| | |
|--|---|
| Note | Order information: Order crimp contacts Ø 1 mm separately |
| Type of locking | SPEEDCON locking |
| Direction of rotation of contact chamber numbering | Standard |
| Coding | N |
| Contact connection method | Crimp connection |
| Type of contacts | Male connector |
| Number of positions | 7 |
| Contact diameter of power contacts | 1 mm |
| Nominal current per power contact at 25°C | 14 A |
| Contact diameter of signal contacts | 1 mm |

Coupler connector - ST-6EP1N8A9K03S - 1618705

Technical data

General

| | |
|-----------------------------|-----------------|
| Conductor entry | 5 mm ... 9.2 mm |
| Pg housing screw connection | none |

Ambient conditions

| | |
|----------------------|-------------------|
| Ambient temperature | -40 °C ... 125 °C |
| Degree of protection | IP67 |

Specifications according to DIN EN 61984:2001

| | |
|---|--------|
| Installation height max. | 3000 m |
| Nominal / operating voltage of power contacts | 630 V |
| Rated surge voltage of power contacts | 6 kV |
| Overvoltage category of power contacts | III |
| Degree of pollution of power contacts | 3 |

Classifications

eCl@ss

| | |
|------------|----------|
| eCl@ss 4.0 | 272607xx |
| eCl@ss 4.1 | 27260701 |
| eCl@ss 5.0 | 27260701 |
| eCl@ss 5.1 | 27143423 |
| eCl@ss 6.0 | 27143423 |
| eCl@ss 7.0 | 27449001 |
| eCl@ss 8.0 | 27440102 |

ETIM

| | |
|----------|----------|
| ETIM 3.0 | EC001121 |
| ETIM 4.0 | EC002635 |
| ETIM 5.0 | EC002635 |

UNSPSC

| | |
|---------------|----------|
| UNSPSC 6.01 | 43172015 |
| UNSPSC 7.0901 | 43201404 |
| UNSPSC 11 | 43172015 |
| UNSPSC 12.01 | 43201404 |
| UNSPSC 13.2 | 43201404 |

Approvals

Approvals

Coupler connector - ST-6EP1N8A9K03S - 1618705

Approvals


Approvals


UL Recognized / cUL Recognized / EAC / cULus Recognized

Ex Approvals


Approvals submitted

Approval details

| | |
|---|-------|
| UL Recognized  | |
| mm²/AWG/kcmil | 1.0 |
| Nominal current I _N | 6 A |
| Nominal voltage U _N | 600 V |

| | |
|--|-------|
| cUL Recognized  | |
| mm²/AWG/kcmil | 1.0 |
| Nominal current I _N | 6 A |
| Nominal voltage U _N | 600 V |

| |
|-----|
| EAC |
|-----|

| |
|--|
| cULus Recognized  |
|--|

Drawings

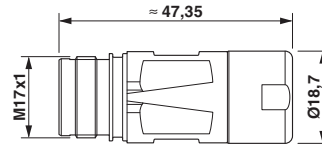
Coupler connector - ST-6EP1N8A9K03S - 1618705

Schematic diagram



Connector pin assignment

Dimensional drawing



单击下面可查看定价，库存，交付和生命周期等信息

[>>Phoenix Contact\(菲尼克斯\)](#)