

Network cable - VS-M12FSBP-IP20-94B-LI/5,0 - 1412082

Please be informed that the data shown in this PDF Document is generated from our Online Catalog. Please find the complete data in the user's documentation. Our General Terms of Use for Downloads are valid (<http://download.phoenixcontact.com>)



Assembled Ethernet cable, shielded, 4-pair, AWG 26 stranded (7-wire), RAL 5021 (sea blue), M12 flush-type socket, rear/screw mounting with M16 thread to RJ45 connector/IP20, line, length 5 m



Ethernet

Key commercial data

Packing unit	1 1
Weight per Piece (excluding packing)	280.0 GRM
Custom tariff number	85444210
Country of origin	Germany

Technical data

Mechanical characteristics

Number of positions	8
Shielded	Yes
Insertion/withdrawal cycles	≥ 100
Cable diameter	6.40 mm
Cable exit	Straight
Cable structure	4x2xAWG26/7; S/FTP
Length of cable	5 m

Ambient conditions

Ambient temperature (operation)	-25 °C ... 60 °C (cable, fixed installation)
	-5 °C ... 60 °C (cable, flexible installation)

Material data

Inflammability class according to UL 94	V2
Outer sheath, material	PUR
External sheath, color	water blue RAL 5021

Network cable - VS-M12FSBP-IP20-94B-LI/5,0 - 1412082

Technical data

Electrical characteristics

Transmission characteristics (category)	CAT5 (IEC 11801:2002), CAT5e (TIA 568B:2001)
---	--

Line characteristics

Cable type	Ethernet
Cable structure	4x2xAWG26/7; S/FTP
Conductor cross section	4x 2x 0.14 mm ²
AWG signal line	26
Conductor structure signal line	7x 0.16 mm
Core diameter including insulation	1.04 mm
Thickness, insulation	0.28 mm (signal line)
	0.65 mm (Outer cable sheath)
External cable diameter	6.4 mm ± 0.2 mm
Wire colors	white/blue-blue, white/orange-orange, white/green-green, white/brown-brown
External sheath, color	water blue RAL 5021
Transmission medium	Copper
Insulation resistance	≥ 500 MΩ*km (at 20 °C)
Conductor resistance	≤ 290 Ω/km (at 20 °C)
Transmission characteristics (category)	CAT6 _A
Wave impedance	100 Ω ± 5 Ω (At 100 MHz)
Signal runtime	5.3 ns/m
Shield attenuation	≥ 80 dB (at 30 ... 100 MHz)
Nominal voltage, cable	≤ 100 V (at 20 °C)
Test voltage Core/Core	700 V (50 Hz, 1 min.)
Test voltage Core/Shield	700 V (50 Hz, 1 min.)
Twisted pairs	2 cores to the pair
Type of pair shielding	Aluminum-lined polyester foil
Overall twist	4 pairs
Shielding	Tinned copper braided shield
Optical shield covering	70 %
Outer sheath, material	PUR
Material conductor insulation	PE
Conductor material	Bare Cu litz wires
Cable weight	43 kg/km
Smallest bending radius, fixed installation	25.6 mm
Smallest bending radius, movable installation	51.2 mm
Tensile strength short-term/long-term	≤ 100 N
Flame resistance	IEC 60332-1-2

Network cable - VS-M12FSBP-IP20-94B-LI/5,0 - 1412082

Technical data

Line characteristics

Halogen-free	According to IEC 60754-1
Resistance to oil	in accordance with DIN EN 60811-2-1
Ambient temperature (operation)	-40 °C ... 70 °C (cable, fixed installation)
	-10 °C ... 50 °C (cable, flexible installation)

Classifications

eCl@ss

eCl@ss 4.0	272607xx
eCl@ss 4.1	27260701
eCl@ss 5.0	27260701
eCl@ss 5.1	27060307
eCl@ss 6.0	27061801
eCl@ss 7.0	27061801
eCl@ss 8.0	27061801

ETIM

ETIM 3.0	EC000830
ETIM 4.0	EC002599
ETIM 5.0	EC000830

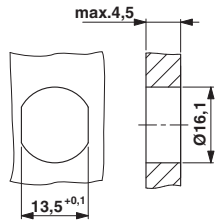
UNSPSC

UNSPSC 6.01	26121616
UNSPSC 7.0901	26121616
UNSPSC 11	26121604
UNSPSC 12.01	31261501
UNSPSC 13.2	26121616

Drawings

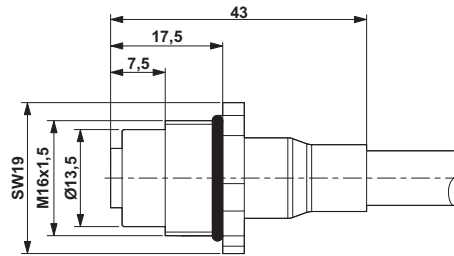
Network cable - VS-M12FSBP-IP20-94B-LI/5,0 - 1412082

Dimensioned drawing



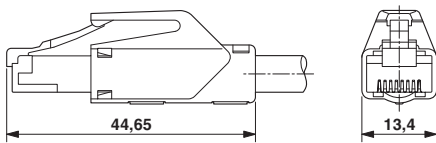
Housing cutout for M16 fastening thread, mounting panel with feed-through hole (alternatively with surface as protection against rotation)

Dimensioned drawing

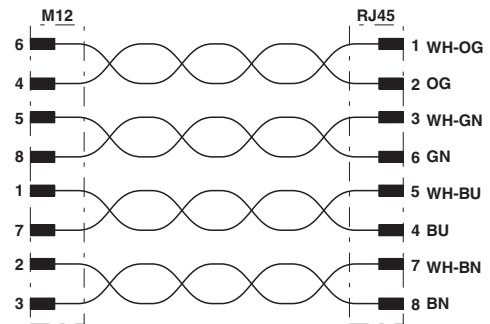


M12 flush-type connector

Dimensioned drawing



Circuit diagram



单击下面可查看定价，库存，交付和生命周期等信息

[>>Phoenix Contact\(菲尼克斯\)](#)