

## PCB terminal block - MKDSO 2,5/ 4-L BK VPE200 - 2908430

Please be informed that the data shown in this PDF Document is generated from our Online Catalog. Please find the complete data in the user's documentation. Our General Terms of Use for Downloads are valid (<http://phoenixcontact.com/download>)



PCB terminal block, Nominal current: 24 A, Nom. voltage: 400 V, Connection method: Screw connection, Mounting: Soldering, Conductor/PCB connection direction: 0 °

The illustration shows the green product version

### Key commercial data

Packing unit	1 pc
Minimum order quantity	200 pc
Weight per Piece (excluding packing)	8.05 GRM
Custom tariff number	85369010
Country of origin	Germany

### Technical data

#### Dimensions

Length	15.3 mm
Pin dimensions	0,8 x 1
Hole diameter	1.4 mm

#### General

Rated surge voltage (III/3)	4 kV
Rated surge voltage (III/2)	4 kV
Rated surge voltage (II/2)	4 kV
Rated voltage (III/3)	320 V
Rated voltage (III/2)	400 V
Rated voltage (II/2)	630 V
Connection in acc. with standard	EN-VDE
Nominal current $I_N$	24 A
Nominal cross section	2.5 mm <sup>2</sup>
Maximum load current	24 A
Inflammability class according to UL 94	V0

# PCB terminal block - MKDSO 2,5/ 4-L BK VPE200 - 2908430

## Technical data

### General

Internal cylindrical gage	A2
Stripping length	8 mm
Screw thread	M3
Tightening torque, min	0.5 Nm
Tightening torque max	0.6 Nm

### Connection data

Conductor cross section solid min.	0.14 mm <sup>2</sup>
Conductor cross section solid max.	2.5 mm <sup>2</sup>
Conductor cross section stranded min.	0.14 mm <sup>2</sup>
Conductor cross section stranded max.	2.5 mm <sup>2</sup>
Conductor cross section AWG/kcmil min.	26
Conductor cross section AWG/kcmil max	14
2 conductors with same cross section, solid min.	0.14 mm <sup>2</sup>
2 conductors with same cross section, solid max.	0.75 mm <sup>2</sup>
2 conductors with same cross section, stranded min.	0.14 mm <sup>2</sup>
2 conductors with same cross section, stranded max.	0.75 mm <sup>2</sup>
2 conductors with same cross section, stranded, ferrules without plastic sleeve, min.	0.25 mm <sup>2</sup>
2 conductors with same cross section, stranded, ferrules without plastic sleeve, max.	0.75 mm <sup>2</sup>
2 conductors with same cross section, stranded, TWIN ferrules with plastic sleeve, min.	0.5 mm <sup>2</sup>
2 conductors with same cross section, stranded, TWIN ferrules with plastic sleeve, max.	1.5 mm <sup>2</sup>
Minimum AWG according to UL/CUL	30
Maximum AWG according to UL/CUL	12

## Classifications

### eCl@ss

eCl@ss 4.0	27180401
eCl@ss 4.1	27180401
eCl@ss 5.0	27180506
eCl@ss 5.1	27141190
eCl@ss 6.0	27141190
eCl@ss 7.0	27141190
eCl@ss 8.0	27141190

# PCB terminal block - MKDSO 2,5/ 4-L BK VPE200 - 2908430

## Classifications

### ETIM

ETIM 2.0	EC001031
ETIM 3.0	EC001031
ETIM 4.0	EC002637
ETIM 5.0	EC002643

### UNSPSC

UNSPSC 6.01	31261501
UNSPSC 7.0901	31261501
UNSPSC 11	31261501
UNSPSC 12.01	31261501
UNSPSC 13.2	31261501

## Approvals

### Approvals

---

#### Approvals

CSA / UL Recognized / VDE Gutachten mit Fertigungsüberwachung / cUL Recognized / GOST / CCA / IECCEB CB Scheme / GOST / cULus Recognized

---


#### Ex Approvals

---

#### Approvals submitted

---

## Approval details

CSA 		
	B	D
mm <sup>2</sup> /AWG/kcmil	28-12	28-12
Nominal current I <sub>N</sub>	10 A	10 A
Nominal voltage U <sub>N</sub>	300 V	300 V

# PCB terminal block - MKDSO 2,5/ 4-L BK VPE200 - 2908430

## Approvals

UL Recognized

	B	D
mm <sup>2</sup> /AWG/kcmil	30-12	30-12
Nominal current IN	20 A	10 A
Nominal voltage UN	300 V	300 V

VDE Gutachten mit Fertigungsüberwachung

mm <sup>2</sup> /AWG/kcmil	0.2-2.5
Nominal current IN	24 A
Nominal voltage UN	450 V

cUL Recognized

	B	D
mm <sup>2</sup> /AWG/kcmil	30-12	30-12
Nominal current IN	20 A	10 A
Nominal voltage UN	300 V	300 V


GOST

CCA


mm <sup>2</sup> /AWG/kcmil	2.5
Nominal current IN	24 A
Nominal voltage UN	450 V

## PCB terminal block - MKDSO 2,5/ 4-L BK VPE200 - 2908430

### Approvals

IECEE CB Scheme 	
mm <sup>2</sup> /AWG/kcmil	2.5
Nominal current I <sub>N</sub>	24 A
Nominal voltage U <sub>N</sub>	450 V

GOST 	
--	--

cULus Recognized 	
--	--

单击下面可查看定价，库存，交付和生命周期等信息

[>>Phoenix Contact\(菲尼克斯\)](#)