

## Basic terminal block - URELG 4-PMTK - 2820712

Please be informed that the data shown in this PDF Document is generated from our Online Catalog. Please find the complete data in the user's documentation. Our General Terms of Use for Downloads are valid  
(<http://download.phoenixcontact.com>)



Basic termination blocks with test connection on both sides and knife disconnection for NS 32 and NS 35/7.5 DIN rail, with end cover, for ST-REL..., ST-OV... and ST-OE... plugs, 4-pos.

The illustration shows versions with a different no. of positions



### Key commercial data

Packing unit	1 PCE
Minimum order quantity	10 PCE
GTIN	4 017918 076849
Weight per Piece (excluding packing)	81.51 GRM
Custom tariff number	85369010
Country of origin	Poland

### Technical data

#### Dimensions

Width	27 mm
Height	86.5 mm
Depth	109.5 mm

#### General

Number of positions	4
Nominal voltage $U_N$	400 V (voltage is determined by the coupling connector.)
Nominal current $I_N$	16 A (current is determined by the coupling connector.)
Color	gray
Insulating material	PA

#### Connection data

## Basic terminal block - URELG 4-PMTK - 2820712

### Technical data

#### Connection data

Conductor cross section solid min.	0.2 mm <sup>2</sup>
Conductor cross section solid max.	4 mm <sup>2</sup>
Conductor cross section stranded min.	0.2 mm <sup>2</sup>
Conductor cross section stranded max.	4 mm <sup>2</sup>
Conductor cross section AWG/kcmil min.	24
Conductor cross section AWG/kcmil max	12
Connection method	Screw connection
Stripping length	7 mm
Screw thread	M3

### Classifications

#### eCl@ss

eCl@ss 4.0	27141127
eCl@ss 4.1	27141127
eCl@ss 5.0	27371603
eCl@ss 5.1	27371603
eCl@ss 6.0	27371603
eCl@ss 7.0	27371603
eCl@ss 8.0	27371603

#### ETIM

ETIM 2.0	EC001456
ETIM 3.0	EC001456
ETIM 4.0	EC001456
ETIM 5.0	EC001456

#### UNSPSC

UNSPSC 6.01	30211811
UNSPSC 7.0901	39121410
UNSPSC 11	39121410
UNSPSC 12.01	39121410
UNSPSC 13.2	39121410

### Approvals

#### Approvals

---

## Basic terminal block - URELG 4-PMTK - 2820712

### Approvals


#### Approvals


CSA / UL Recognized / cUL Recognized / GOST / DNV / cULus Recognized


#### Ex Approvals

#### Approvals submitted

#### Approval details

CSA 	
mm²/AWG/kcmil	28-12
Nominal current I <sub>N</sub>	11 A
Nominal voltage U <sub>N</sub>	300 V

UL Recognized 	
mm²/AWG/kcmil	30-12
Nominal current I <sub>N</sub>	10 A
Nominal voltage U <sub>N</sub>	300 V

cUL Recognized 	
mm²/AWG/kcmil	30-12
Nominal current I <sub>N</sub>	10 A
Nominal voltage U <sub>N</sub>	300 V

GOST 	
--	--

## Basic terminal block - URELG 4-PMTK - 2820712

### Approvals

DNV

cULus Recognized  US

### Accessories

#### Accessories

#### Bridge

Fixed bridge - FB-150 METER - 0201595



Cross connection rail, for fixed bridging of identical inputs and outputs, made of Cu, nickel-plated, 1 m long

Connection pin - VS - 3004207



Connection pin, Length: 1000 mm, Color: gray

Wire bridge - DB 50- 90 BU - 2821180



Wire bridge, Color: blue

Wire bridge - DB 50- 90 GY - 2820929



Wire bridge, Color: gray

## Basic terminal block - URELG 4-PMTK - 2820712

### Accessories

---

Wire bridge - DB 50- 90 BK - 2820916

Wire bridge, Color: black



---

Basic terminal block - KB RELG 7 - 2961095



Fixed bridge, for cross connections, with screw, 7-pos.

---

Basic terminal block - KB RELG 4 - 2961082



Fixed bridge, for cross connections, with screw, 4-pos.

---

Basic terminal block - KB RELG 3 - 2961079



Fixed bridge, for cross connections, with screw, 3-pos.

---

Basic terminal block - KB RELG 2 - 2961066



Fixed bridge, for cross connections, with screw, 2-pos.

---

End block

## Basic terminal block - URELG 4-PMTK - 2820712

### Accessories

End clamp - E/UK - 1201442



End clamp, for assembly on NS 32 or NS 35/7.5 DIN rail

---

### Mounting material

Screw - ZSR - 2303608



Screw

---

### Test plug terminal block

Reducing plug - RPS - 0201647



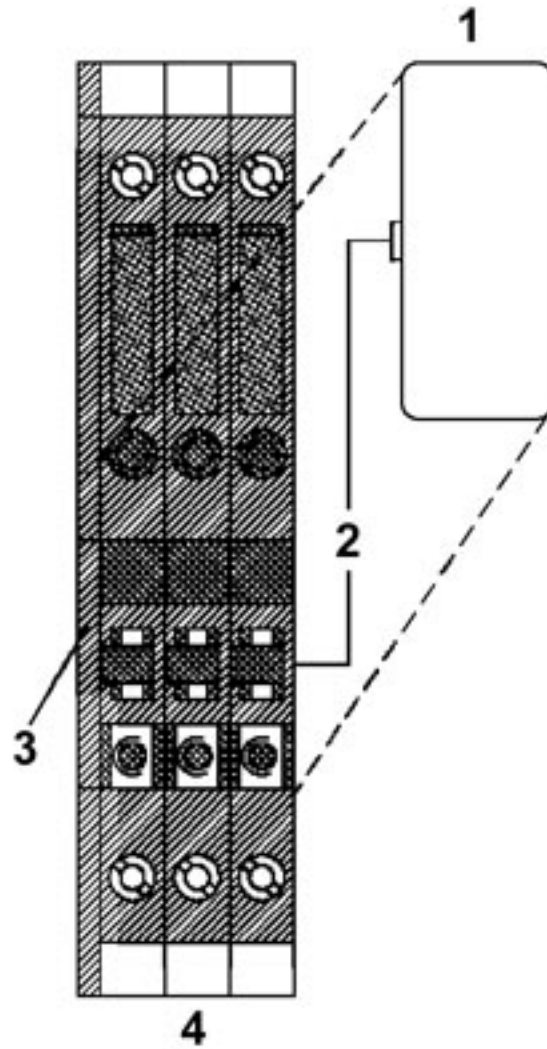
Reducing plug, Color: gray

---

### Drawings

## Basic terminal block - URELG 4-PMTK - 2820712

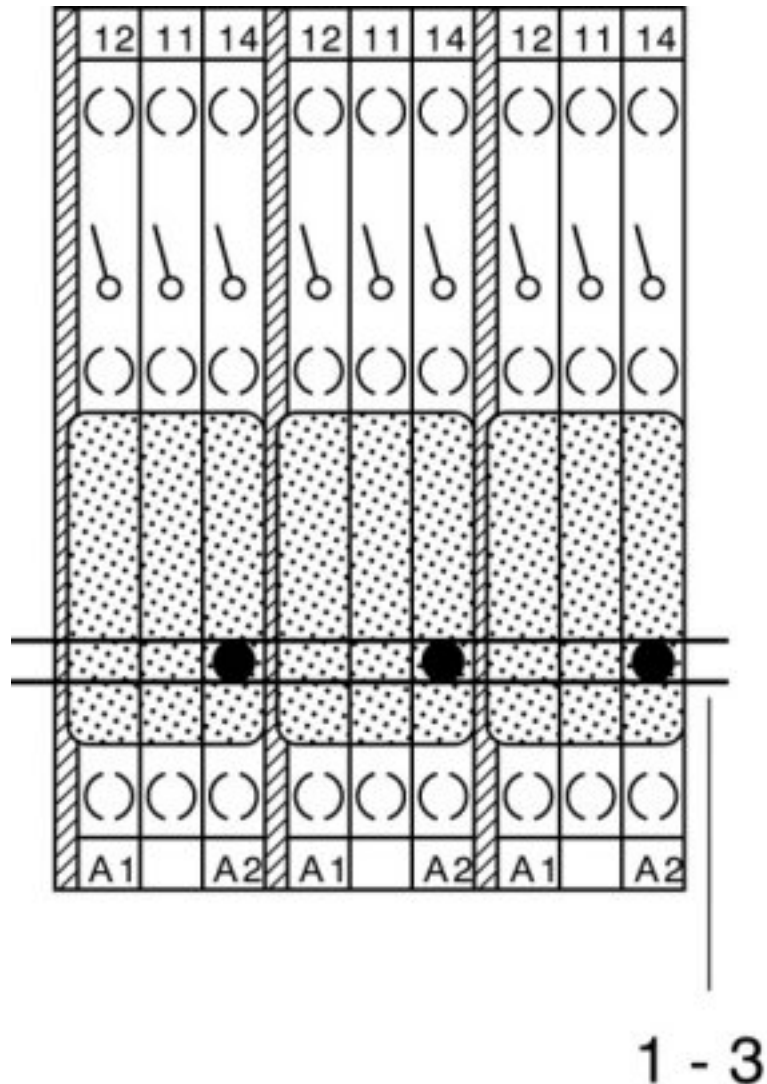
Schematic diagram



- 1 = Coupling connector
- 2 = Coding
- 3 = Cover
- 4 = Basic termination block

## Basic terminal block - URELG 4-PMTK - 2820712

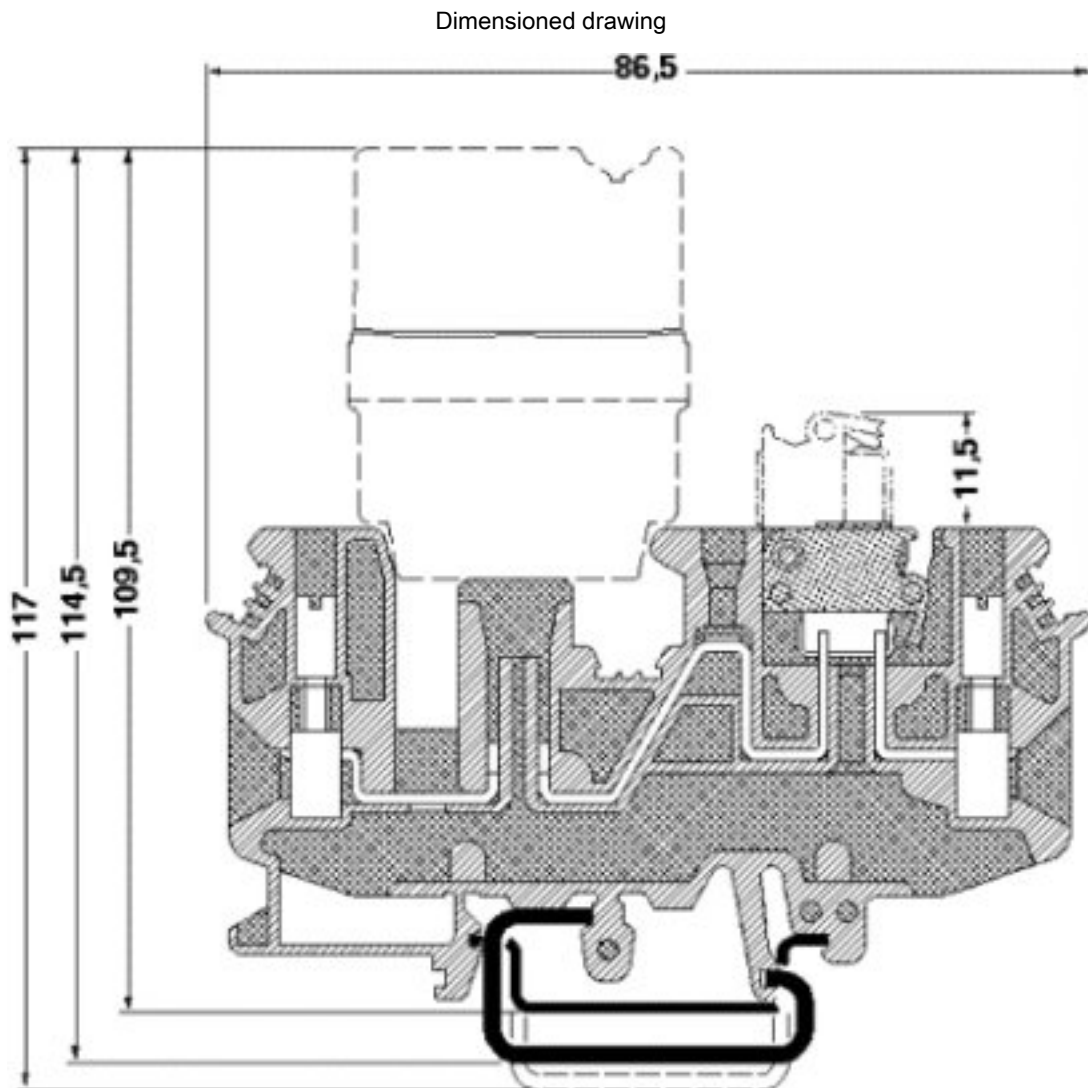
Schematic diagram



1-3 = fixed bridge, cross connection rail, spacer



## Basic terminal block - URELG 4-PMTK - 2820712



单击下面可查看定价，库存，交付和生命周期等信息

[>>Phoenix Contact\(菲尼克斯\)](#)