

SAC-5P-M12MS/ 3,0-920/M12FS

Order No.: 1514100



<http://eshop.phoenixcontact.de/phoenix/treeViewClick.do?UID=1514100>

Bus system cable, 5-position, PUR, halogen-free, Violet, RAL 4001, shielded, Plug, straight M12, A-coded, on Socket, straight M12, A-coded, Cable length: 3 m



CANopen

Product notes

WEEE/RoHS-compliant since:
11/07/2006



Commercial data

GTIN (EAN)	4017918914868
sales group	D117
Pack	1 pcs.
Customs tariff	85444290
Weight/Piece	0.2106 KG

[http://](http://www.download.phoenixcontact.com)

www.download.phoenixcontact.com
Please note that the data given here has been taken from the online catalog. For comprehensive information and data, please refer to the user documentation. The General Terms and Conditions of Use apply to Internet downloads.

Technical data

General data

Rated current at 40°C	4 A
Rated voltage	60 V
Number of positions	5
Volume resistance	≤ 5 mΩ

Insulation resistance	≥ 100 MΩ
Length of cable	3 m

General characteristics

Coding	A - standard
Surge voltage category	II
Pollution degree	3
Degree of protection	IP65/IP67/IP69K
Insertion/withdrawal cycles	≥ 100
Contact material	CuSn
Contact surface material	Ni/Au
Contact carrier material	TPU GF
Material of grip body	TPU, hardly inflammable, self-extinguishing
Material, knurls	Zinc die-cast, (nickel-plated)
Sealing material	NBR
Status display	No

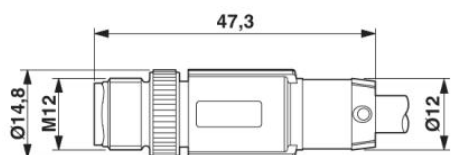
Conductor data

Cable type	CAN Bus/DeviceNet
Cable type (abbreviation)	920
Conductor cross section	0.2 mm ² (signal line)
	0.32 mm ² (Power supply)
	0.32 mm ² (Drain wire)
AWG signal line	24
Conductor structure signal line	19x 0.12 mm
AWG power supply	22
Conductor structure, voltage supply	19x 0.15 mm
Core diameter including insulation	2.05 mm ±0.1 mm (signal line)
	1.4 mm ±0.05 mm (Power supply)
External cable diameter	6.70 mm
Wire colors	Red-black, blue-white
External sheath, color	Violet, RAL 4001
Insulation resistance	≥ 5 GΩ*km (signal line)
	≥ 100 MΩ*km (Power supply)
Conductor resistance	≤ 78.4 Ω/km (signal line)
	≥ 51.6 Ω/km (Power supply)

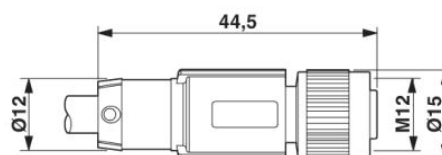
Working capacitance	39.3 pF (Signal line, Core-Core) 78.7 pF (Signal line, Core-Shield)
Nominal voltage, conductor	30 V (signal line) 300 V (Power supply)
Test voltage, conductor	1500 V (signal line) 2000 V (Power supply)
Twisted pairs	2 cores to the pair
Type of pair shielding	Aluminum-lined polyester foil
Overall twist	2 pairs around a drain wire in the center to the core
Shielding	Tinned copper braided shield
Optical shield covering	70 %
Outer sheath, material	PUR
Material conductor insulation	PE (Power supply) Foamed PE (signal line)
Conductor material	Tin-plated Cu litz wires
Smallest bending radius, fixed installation	67 mm
Smallest bending radius, movable installation	67 mm
Number of bending cycles	5000000
Bending radius	67 mm
Traversing path	10 m
Traversing rate	3 m/s
Acceleration	7 m/s ²
Ambient temperature (operation)	-40 °C ... 80 °C (cable, fixed installation) -20 °C ... 75 °C (cable, flexible installation)
Halogen-free	complying with IEC 60754-1/2

Diagrams/Drawings

Dimensioned drawing

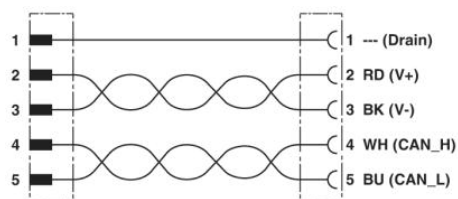


M12 x 1 male connector, straight, shielded



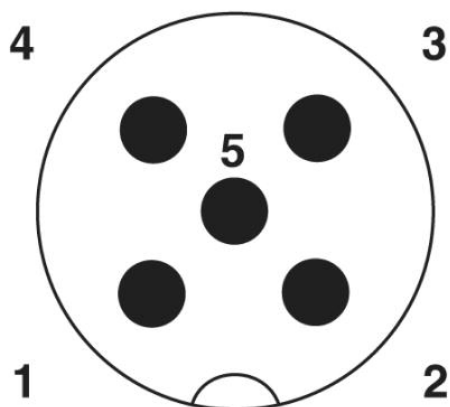
M12 x 1 female connector, straight, shielded

Circuit diagram

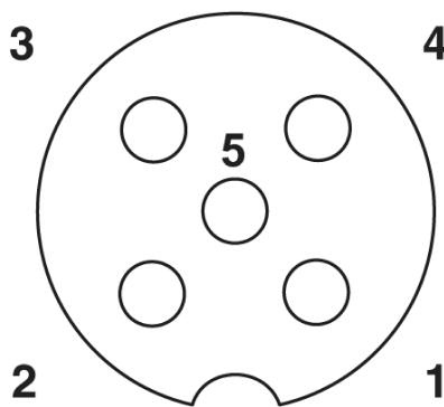


Contact assignment of the M12 connector and the M12 socket

Schematic diagram



Pin assignment M12 male connector, 5-pos., A-coded, male side



Pin assignment M12 socket, 5-pos., A-coded, socket side view

Address

PHOENIX CONTACT Deutschland GmbH
Flachmarktstr. 8
32825 Blomberg, Germany
Phone +49 5235 3 12000
Fax +49 5235 3 41200
<http://www.phoenixcontact.de>



© 2010 Phoenix Contact
Technical modifications reserved;

单击下面可查看定价，库存，交付和生命周期等信息

[>>Phoenix Contact\(菲尼克斯\)](#)