

Transformer terminal block - TRK 4-FS OG - 2702128

Please be informed that the data shown in this PDF Document is generated from our Online Catalog. Please find the complete data in the user's documentation. Our General Terms of Use for Downloads are valid (<http://phoenixcontact.com/download>)



Transformer terminal block, Connection method: Screw/Slip-on connection, Length: 27.6 mm, Width: 13 mm, Height: 19 mm, Color: orange, Mounting type: DIN rail, Coil snap-in device



Key commercial data

Packing unit	1 pc
GTIN	 4 017918 060558
Weight per Piece (excluding packing)	6.83 GRM
Custom tariff number	85369010
Country of origin	Greece

Technical data

General

Note	For transformers on ships, saltwater-proof DIN rails must be used according to the regulations of Germanic Lloyd. This requirement is fulfilled by all rail designs.
	When selecting the type of connection on safety transformers in acc. with IEC 742/EN 60742/DIN VDE 0551-1, please observe: - When safety transformers are used as self-contained devices, only screw connections are permitted for the external connections. - When installing safety transformers, the specifications of the respective devices must be observed.
Number of connections	2
Color	orange
Insulating material	PA
Inflammability class according to UL 94	V2
Rated surge voltage	8 kV
Rated insulation voltage	800 V
Pollution degree	3

Transformer terminal block - TRK 4-FS OG - 2702128

Technical data

General

Surge voltage category	III
Connection in acc. with standard	IEC / EN
Nominal current I_N	16 A
Nominal voltage U_N	voltage data only possible in conjunction with transformer
Number of positions	1

Dimensions

Width	13 mm
Length	27.6 mm
Height	19 mm

Connection data

Conductor cross section solid min.	0.75 mm ²
Conductor cross section solid max.	4 mm ²
Conductor cross section stranded min.	1 mm ²
Conductor cross section stranded max.	4 mm ²
Conductor cross section AWG/kcmil min.	18
Conductor cross section AWG/kcmil max	12
Conductor cross section stranded, with ferrule without plastic sleeve min.	0.75 mm ²
Conductor cross section stranded, with ferrule without plastic sleeve max.	2.5 mm ²
Conductor cross section stranded, with ferrule with plastic sleeve min.	0.75 mm ²
Conductor cross section stranded, with ferrule with plastic sleeve max.	2.5 mm ²
2 conductors with same cross section, solid min.	0.75 mm ²
2 conductors with same cross section, solid max.	4 mm ²
2 conductors with same cross section, stranded min.	1 mm ²
2 conductors with same cross section, stranded max.	4 mm ²
2 conductors with same cross section, stranded, ferrules without plastic sleeve, min.	0.75 mm ²
2 conductors with same cross section, stranded, ferrules without plastic sleeve, max.	2.5 mm ²
2 conductors with same cross section, stranded, TWIN ferrules with plastic sleeve, min.	0.5 mm ²
2 conductors with same cross section, stranded, TWIN ferrules with plastic sleeve, max.	1.5 mm ²
Connection method	Screw/Slip-on connection
Stripping length	11 mm
Internal cylindrical gage	A3
Screw thread	M4
Tightening torque, min	1.5 Nm
Tightening torque max	1.8 Nm

Transformer terminal block - TRK 4-FS OG - 2702128

Technical data

Connection data

Slip-on connection	6.3/2.8 x 0.8 mm
--------------------	------------------

Classifications

eCl@ss

eCl@ss 4.0	27141110
eCl@ss 4.1	27141110
eCl@ss 5.0	27141134
eCl@ss 5.1	27141134
eCl@ss 6.0	27141134
eCl@ss 7.0	27141134
eCl@ss 8.0	27141190

ETIM

ETIM 2.0	EC001283
ETIM 3.0	EC001283
ETIM 4.0	EC001283
ETIM 5.0	EC000398

UNSPSC

UNSPSC 6.01	30211811
UNSPSC 7.0901	39121410
UNSPSC 11	39121410
UNSPSC 12.01	39121410
UNSPSC 13.2	39121410

Approvals

Approvals

Approvals

CSA / CSA / UL Recognized / cUL Recognized / GOST / LR / GL / GOST / cULus Recognized


Ex Approvals


Approvals submitted


Transformer terminal block - TRK 4-FS OG - 2702128


Approvals


Approval details

CSA 	
mm²/AWG/kcmil	18-10
Nominal current I _N	40 A
Nominal voltage U _N	600 V

CSA 			
		B	C
mm²/AWG/kcmil	18-10	18-12	18-12
Nominal current I _N	40 A	30 A	30 A
Nominal voltage U _N	600 V	300 V	300 V

UL Recognized 		
	B	C
mm²/AWG/kcmil	16-10	16-10
Nominal current I _N	30 A	30 A
Nominal voltage U _N	600 V	600 V

cUL Recognized 		
	B	C
mm²/AWG/kcmil	16-10	16-10
Nominal current I _N	30 A	30 A
Nominal voltage U _N	600 V	600 V

GOST 	
--	--


Transformer terminal block - TRK 4-FS OG - 2702128

Approvals

LR

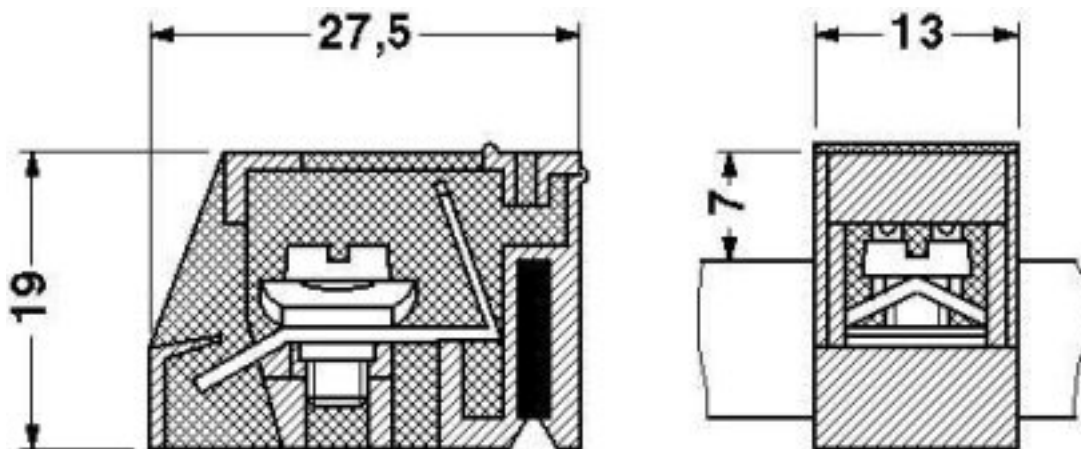
GL

GOST 

cULus Recognized  US

Drawings

Dimensioned drawing



单击下面可查看定价，库存，交付和生命周期等信息

[>>Phoenix Contact\(菲尼克斯\)](#)