

PT 2,5-TWIN-DIO/R-L - Component terminal block



3210253

<https://www.phoenixcontact.com/pc/products/3210253>

Please be informed that the data shown in this PDF document is generated from our online catalog. Please find the complete data in the user documentation. Our general terms of use for downloads are valid.



Component terminal block, with integrated 1N4007 diode, nom. voltage: 800 V, nominal current: 0.5 A, number of connections: 3, connection method: Push-in connection, Rated cross section: 2.5 mm², cross section: 0.14 mm² - 4 mm², mounting type: NS 35/7,5, NS 35/15, color: gray

Your advantages

- In addition to the testing option in the double function shaft, all terminal blocks provide an additional test pick-off
- The Push-in connection terminal blocks are characterized by the system features of the CLIPLINE complete system and by easy and tool-free wiring of conductors with ferrules or solid conductors
- The compact design and front connection enable wiring in a confined space

Commercial data

| | |
|--------------------------------------|--------------------|
| Item number | 3210253 |
| Packing unit | 50 pc |
| Minimum order quantity | 50 pc |
| Product key | BE2272 |
| Catalog page | Page 81 (C-1-2019) |
| GTIN | 4046356334563 |
| Weight per piece (including packing) | 8.856 g |
| Weight per piece (excluding packing) | 8.856 g |
| Customs tariff number | 85369010 |
| Country of origin | PL |

PT 2,5-TWIN-DIO/R-L - Component terminal block



3210253

<https://www.phoenixcontact.com/pc/products/3210253>

Technical data

Notes

| | |
|---------|--|
| General | The max. current is determined by the diode. Installed: Diode 1N 4007, reverse voltage: 1300 V, maximum continuous current: 0.5 A. |
|---------|--|

Product properties

| | |
|-----------------------|--------------------------|
| Product type | Component terminal block |
| Number of connections | 3 |
| Number of rows | 1 |
| Potentials | 1 |

Insulation characteristics

| | |
|----------------------|-----|
| Overvoltage category | III |
| Degree of pollution | 3 |

Electrical properties

| | |
|---|--------|
| Rated surge voltage | 8 kV |
| Maximum power dissipation for nominal condition | 0.77 W |

Connection data

| | |
|---|---|
| Number of connections per level | 3 |
| Nominal cross section | 2.5 mm ² |
| Stripping length | 8 mm ... 10 mm |
| Internal cylindrical gage | A3 |
| Conductor cross section rigid | 0.14 mm ² ... 4 mm ² |
| Cross section AWG | 26 ... 12 (converted acc. to IEC) |
| Conductor cross section flexible | 0.14 mm ² ... 4 mm ² |
| Conductor cross section, flexible [AWG] | 26 ... 12 (converted acc. to IEC) |
| Conductor cross-section flexible (ferrule without plastic sleeve) | 0.14 mm ² ... 2.5 mm ² |
| Flexible conductor cross section (ferrule with plastic sleeve) | 0.14 mm ² ... 2.5 mm ² |
| 2 conductors with the same cross section, flexible, with TWIN ferrule with plastic sleeve | 0.5 mm ² |
| Nominal current | 0.5 A |
| Maximum load current | 0.5 A (with 4 mm ² conductor cross section, rigid) |
| Nominal voltage | 800 V |
| Nominal cross section | 2.5 mm ² |

Connection cross sections directly pluggable

| | |
|---|--|
| Conductor cross section rigid | 0.34 mm ² ... 4 mm ² |
| Conductor cross-section flexible (ferrule without plastic sleeve) | 0.5 mm ² ... 2.5 mm ² |
| Flexible conductor cross section (ferrule with plastic sleeve) | 0.34 mm ² ... 2.5 mm ² |

Dimensions

PT 2,5-TWIN-DIO/R-L - Component terminal block



3210253

<https://www.phoenixcontact.com/pc/products/3210253>

| | |
|--------------------|---------|
| Width | 5.2 mm |
| End cover width | 2.2 mm |
| Height | 60.5 mm |
| Depth | 35.3 mm |
| Depth on NS 35/7,5 | 36.8 mm |
| Depth on NS 35/15 | 44.3 mm |

Material specifications

| | |
|---|-----------------|
| Color | gray (RAL 7042) |
| Flammability rating according to UL 94 | V0 |
| Insulating material group | I |
| Insulating material | PA |
| Static insulating material application in cold | -60 °C |
| Temperature index of insulation material (DIN EN 60216-1 (VDE 0304-21)) | 125 °C |
| Relative insulation material temperature index (Elec., UL 746 B) | 130 °C |
| Fire protection for rail vehicles (DIN EN 45545-2) R22 | HL 1 - HL 3 |
| Fire protection for rail vehicles (DIN EN 45545-2) R23 | HL 1 - HL 3 |
| Fire protection for rail vehicles (DIN EN 45545-2) R24 | HL 1 - HL 3 |
| Fire protection for rail vehicles (DIN EN 45545-2) R26 | HL 1 - HL 3 |
| Calorimetric heat release NFPA 130 (ASTM E 1354) | 27,5 MJ/kg |
| Surface flammability NFPA 130 (ASTM E 162) | passed |
| Specific optical density of smoke NFPA 130 (ASTM E 662) | passed |
| Smoke gas toxicity NFPA 130 (SMP 800C) | passed |

Mechanical properties

Mechanical data

| | |
|-----------------|-----|
| Open side panel | Yes |
|-----------------|-----|

Environmental and real-life conditions

Ambient conditions

| | |
|--|--|
| Ambient temperature (operation) | -60 °C ... 110 °C (Operating temperature range incl. self-heating; for max. short-term operating temperature, see RTI Elec.) |
| Ambient temperature (storage/transport) | -25 °C ... 60 °C (for a short time, not exceeding 24 h, -60 °C to +70 °C) |
| Ambient temperature (assembly) | -5 °C ... 70 °C |
| Ambient temperature (actuation) | -5 °C ... 70 °C |
| Permissible humidity (operation) | 20 % ... 90 % |
| Permissible humidity (storage/transport) | 30 % ... 70 % |

Mounting

| | |
|---------------|-----------|
| Mounting type | NS 35/7,5 |
| | NS 35/15 |

PT 2,5-TWIN-DIO/R-L - Component terminal block

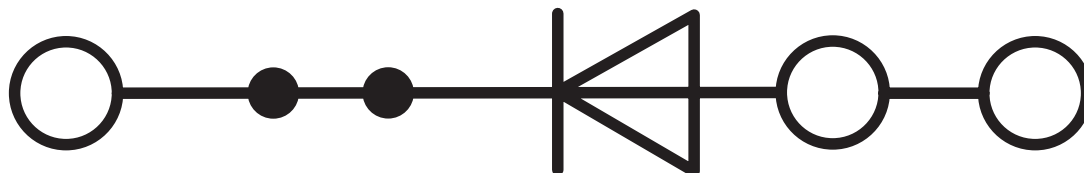


3210253

<https://www.phoenixcontact.com/pc/products/3210253>

Drawings

Circuit diagram



PT 2,5-TWIN-DIO/R-L - Component terminal block





3210253


<https://www.phoenixcontact.com/pc/products/3210253>


Approvals

To download certificates, visit the product detail page: <https://www.phoenixcontact.com/pc/products/3210253>

|  CSA Approval ID: 2030668 | | | | |
|--|-----------------------|-----------------------|-------------------|----------------------|
| | Nominal voltage U_N | Nominal current I_N | Cross section AWG | Cross section mm^2 |
| Use group B | 300 V | 0.5 A | 26 - 12 | - |
| Use group C | 300 V | 0.5 A | 26 - 12 | - |

|  EAC Approval ID: RU C-DE.BL08.B.00644 | | | | |
|---|--|--|--|--|
|---|--|--|--|--|

|  cULus Recognized Approval ID: E60425 | | | | |
|--|--|--|--|--|
|--|--|--|--|--|

|  cULus Recognized Approval ID: E60425 | | | | |
|--|--|--|--|--|
|--|--|--|--|--|

PT 2,5-TWIN-DIO/R-L - Component terminal block



3210253

<https://www.phoenixcontact.com/pc/products/3210253>

Classifications

ECLASS

| | |
|-------------|----------|
| ECLASS-11.0 | 27141127 |
| ECLASS-12.0 | 27141127 |
| ECLASS-13.0 | 27250114 |

ETIM

| | |
|----------|----------|
| ETIM 9.0 | EC000903 |
|----------|----------|

UNSPSC

| | |
|-------------|----------|
| UNSPSC 21.0 | 39121400 |
|-------------|----------|

PT 2,5-TWIN-DIO/R-L - Component terminal block



3210253

<https://www.phoenixcontact.com/pc/products/3210253>

Environmental product compliance

EU RoHS

| | |
|---|------|
| Fulfills EU RoHS substance requirements | Yes |
| Exemption | 7(a) |

China RoHS

| | |
|--|---|
| Environment friendly use period (EFUP) | EFUP-50 |
| | An article-related China RoHS declaration table can be found in the download area for the respective article under "Manufacturer declaration". For all articles with EFUP-E, no China RoHS declaration table issued and required. |

EU REACH SVHC

| | |
|-------------------------------------|--------------------------------------|
| REACH candidate substance (CAS No.) | Lead(CAS: 7439-92-1) |
| SCIP | 89c48059-41f3-431d-b09b-a90b89c8b79a |

Phoenix Contact 2024 © - all rights reserved

<https://www.phoenixcontact.com>

PHOENIX CONTACT GmbH & Co. KG

Flachsmarktstraße 8

D-32825 Blomberg

+49 (0) 5235-3 00

info@phoenixcontact.com

单击下面可查看定价，库存，交付和生命周期等信息

[>>Phoenix Contact\(菲尼克斯\)](#)