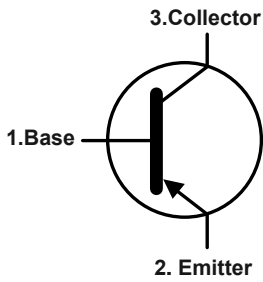


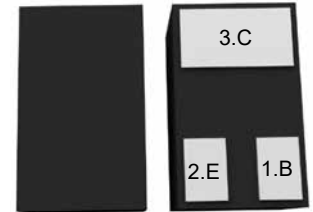
### Features

- For Switching and AF Amplifier Applications.

### Equivalent Circuit

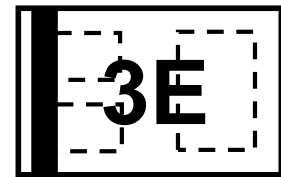


### DFN1x0.6-3L



1.Base 2.Emitter 3.Collector

Marking Code :



### Absolute Maximum Ratings

Ratings at 25°C ambient temperature unless otherwise specified.

Parameter	Symbol	Value	Unit
Collector Base Voltage	$-V_{CBO}$	40	V
Collector Emitter Voltage	$-V_{CEO}$	40	V
Emitter Base Voltage	$-V_{EBO}$	6	V
Collector Current	$-I_C$	200	mA
Maximum Power Dissipation	$P_D$	250	mW
Junction Temperature	$T_J$	150	°C
Storage Temperature Range	$T_{STG}$	-55 to +150	°C

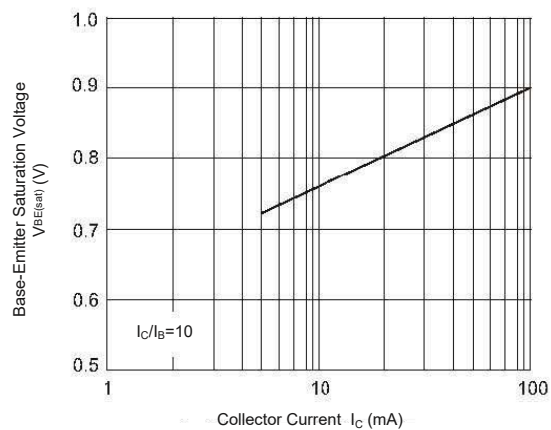
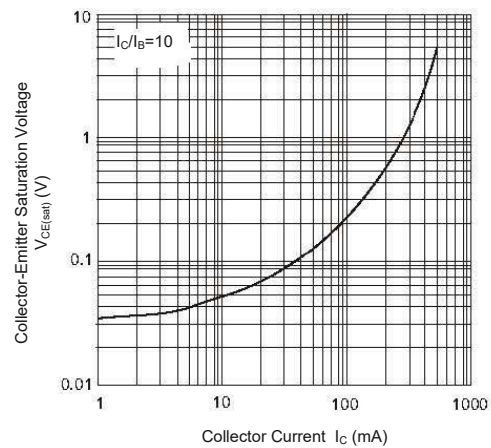
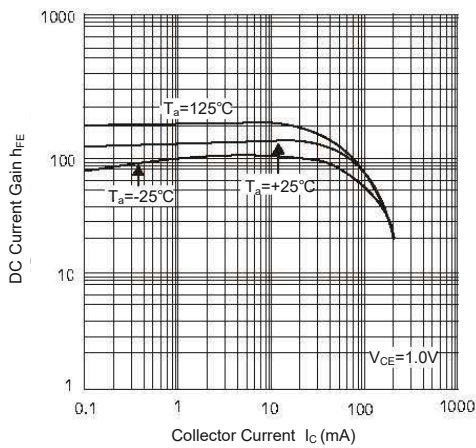
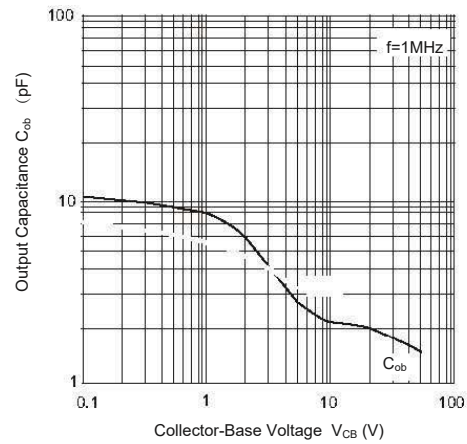
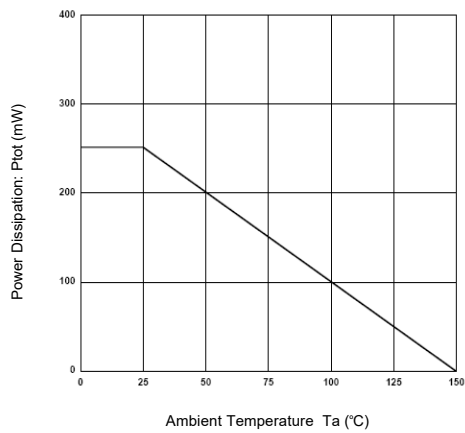


### Electrical Characteristics (T<sub>A</sub>=25°C)

Parameter	Symbol	Min.	Max.	Unit
DC Current Gain at V <sub>CE</sub> = -1 V, I <sub>C</sub> = -0.1 mA at V <sub>CE</sub> = -1 V, I <sub>C</sub> = -1 mA at V <sub>CE</sub> = -1 V, I <sub>C</sub> = -10 mA at V <sub>CE</sub> = -1 V, I <sub>C</sub> = -50 mA at V <sub>CE</sub> = -1 V, I <sub>C</sub> = -100 mA	H <sub>FE</sub>	60 80 100 60 30	-- -- 300 -- --	--
Collector Base Cutoff Current at V <sub>CB</sub> = -30V	-I <sub>CBO</sub>	--	50	nA
Emitter Base Cutoff Current at V <sub>EB</sub> = -6 V	-I <sub>EBO</sub>	--	50	nA
Collector Base Breakdown Voltage at I <sub>C</sub> = -10 μA	-V <sub>(BR)CBO</sub>	40	--	V
Collector Emitter Breakdown Voltage at I <sub>C</sub> = -1 mA	-V <sub>(BR)CEO</sub>	40	--	V
Emitter Base Breakdown Voltage at I <sub>E</sub> = -10 μA	-V <sub>(BR)EBO</sub>	6	--	V
Collector Emitter Saturation Voltage at I <sub>C</sub> = -10 mA, I <sub>B</sub> = -1 mA at I <sub>C</sub> = -50 mA, I <sub>B</sub> = -5 mA	-V <sub>CE(sat)</sub>	-- --	0.25 0.4	V
Base Emitter Saturation Voltage at I <sub>C</sub> = -10 mA, I <sub>B</sub> = -1 mA at I <sub>C</sub> = -50 mA, I <sub>B</sub> = -5 mA	-V <sub>BE(sat)</sub>	0.65 --	0.85 0.95	V
Transition Frequency at V <sub>CE</sub> = -20 V, I <sub>C</sub> = -10 mA, f = 100 MHz	F <sub>T</sub>	250	--	MHz
Output Capacitance at V <sub>CB</sub> = -5 V, I <sub>E</sub> = 0, f = 1 MHz	C <sub>ob</sub>	--	4.5	pF



### Typical Characteristic Curves

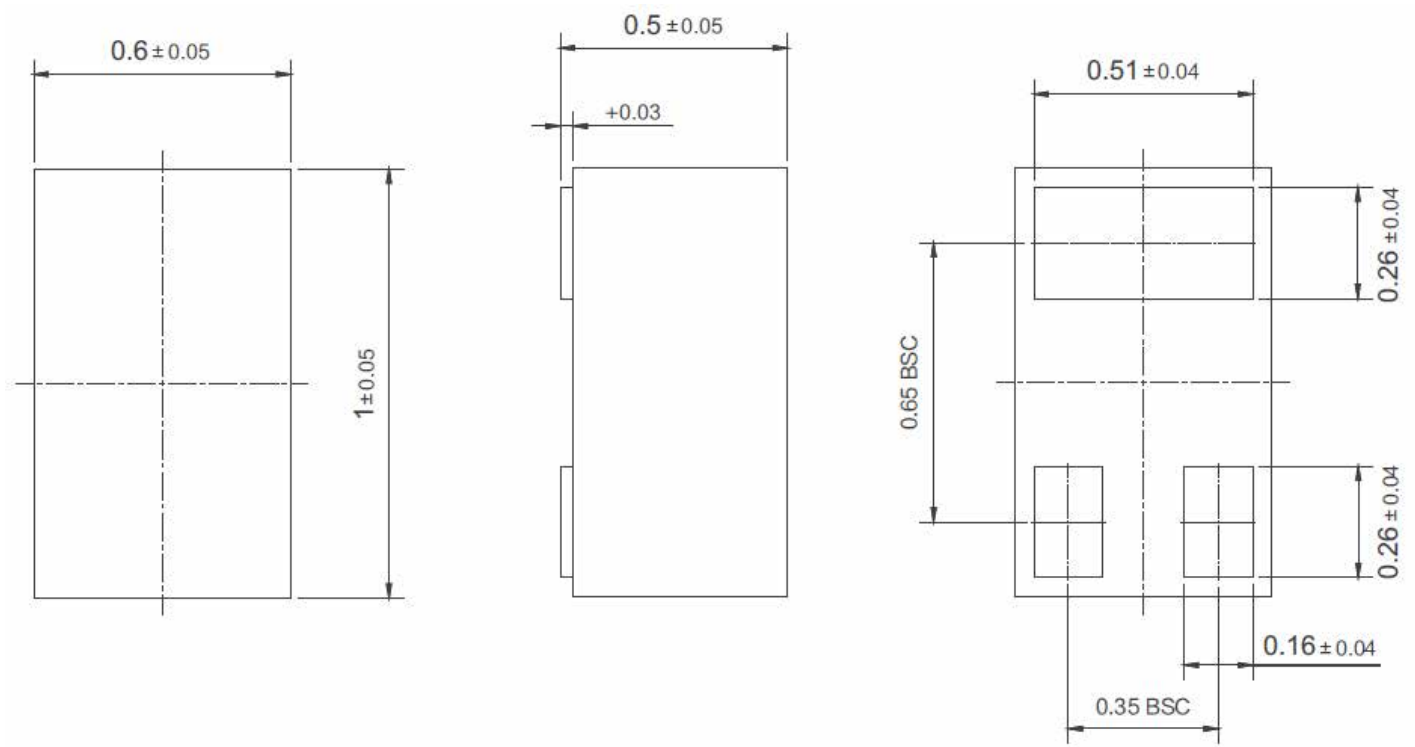




### Package Outline

DFN1x0.6-3L-0009

Dimensions in mm



### Ordering Information

Device	Package	Shipping
MMBT3906DC	DFN1x0.6-3L	10,000PCS/Reel&7inches

单击下面可查看定价，库存，交付和生命周期等信息

[>>PJSEMI\(平晶微\)](#)