



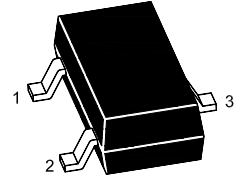
MMBT3906

PNP Transistor

Features

- For Switching and AF Amplifier Applications.
- Silicon Epitaxial Chip.

SOT-23
(TO-236)



1.Base 2.Emitter 3.Collector

Marking: 3E

Absolute Maximum Ratings ($T_A = 25^{\circ}\text{C}$)

Parameter	Symbol	Value	Unit
Collector Base Voltage	$-V_{CBO}$	40	V
Collector Emitter Voltage	$-V_{CEO}$	40	V
Emitter Base Voltage	$-V_{EBO}$	6	V
Collector Current	$-I_C$	200	mA
Power Dissipation	P_D	350	mW
Junction Temperature	T_J	150	$^{\circ}\text{C}$
Storage Temperature Range	T_{STG}	- 55 to + 150	$^{\circ}\text{C}$

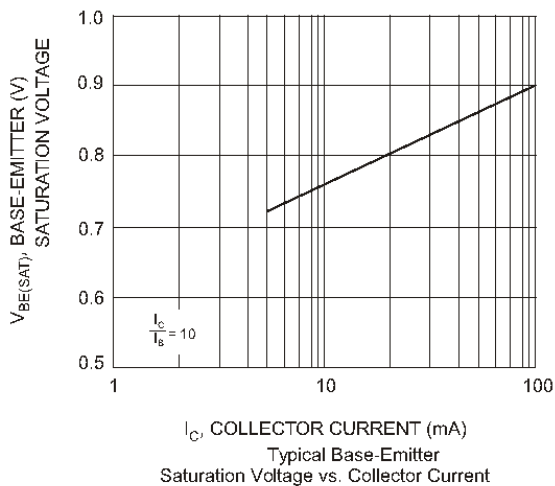
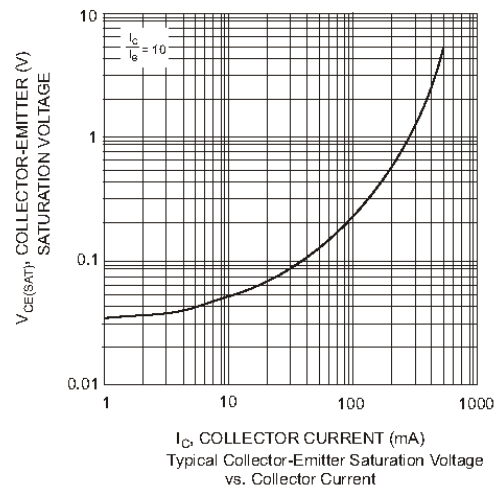
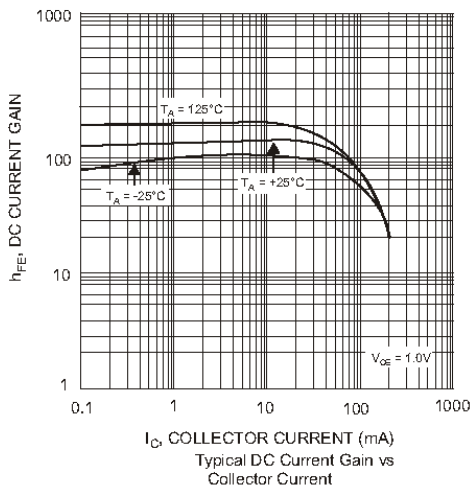
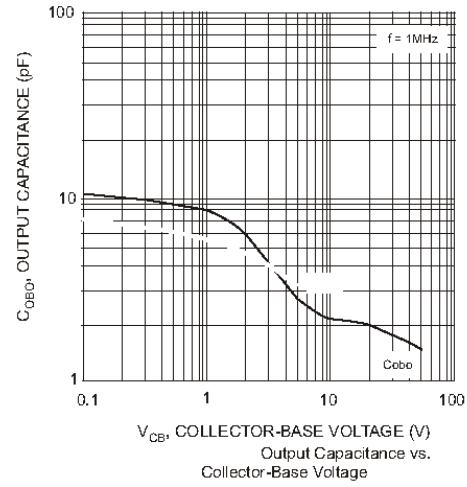
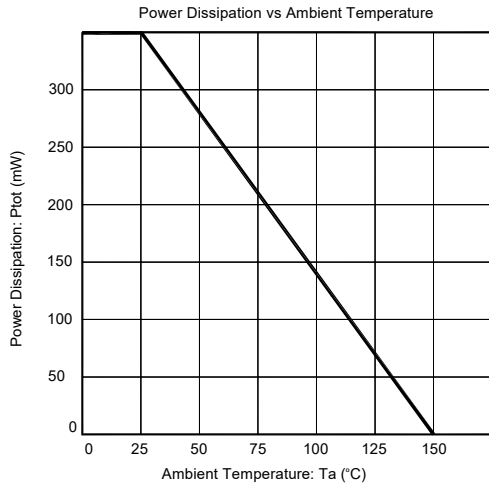


Electrical Characteristics at $T_A = 25^\circ\text{C}$

Parameter	Symbol	Min.	Max.	Unit
DC Current Gain at $-V_{CE} = 1\text{ V}$, $-I_C = 0.1\text{ mA}$	h_{FE}	60	-	-
at $-V_{CE} = 1\text{ V}$, $-I_C = 1\text{ mA}$	h_{FE}	80	-	-
at $-V_{CE} = 1\text{ V}$, $-I_C = 10\text{ mA}$	h_{FE}	100	300	-
at $-V_{CE} = 1\text{ V}$, $-I_C = 50\text{ mA}$	h_{FE}	60	-	-
at $-V_{CE} = 1\text{ V}$, $-I_C = 100\text{ mA}$	h_{FE}	30	-	-
Collector Base Cutoff Current at $-V_{CB} = 30\text{ V}$	$-I_{CBO}$	-	50	nA
Emitter Base Cutoff Current at $-V_{EB} = 6\text{ V}$	$-I_{EBO}$	-	50	nA
Collector Base Breakdown Voltage at $-I_C = 10\text{ }\mu\text{A}$	$-V_{(BR)CBO}$	40	-	V
Collector Emitter Breakdown Voltage at $-I_C = 1\text{ mA}$	$-V_{(BR)CEO}$	40	-	V
Emitter Base Breakdown Voltage at $-I_E = 10\text{ }\mu\text{A}$	$-V_{(BR)EBO}$	6	-	V
Collector Emitter Saturation Voltage at $-I_C = 10\text{ mA}$, $-I_B = 1\text{ mA}$	$-V_{CE(sat)}$	-	0.25	V
at $-I_C = 50\text{ mA}$, $-I_B = 5\text{ mA}$	$-V_{CE(sat)}$	-	0.4	V
Base Emitter Saturation Voltage at $-I_C = 10\text{ mA}$, $-I_B = 1\text{ mA}$	$-V_{BE(sat)}$	0.65	0.85	V
at $-I_C = 50\text{ mA}$, $-I_B = 5\text{ mA}$	$-V_{BE(sat)}$	-	0.95	V
Current Gain Bandwidth Product at $-V_{CE} = 20\text{ V}$, $-I_C = 10\text{ mA}$, $f = 100\text{ MHz}$	f_T	250	-	MHz
Output Capacitance at $-V_{CB} = 5\text{ V}$, $I_E = 0$, $f = 1\text{ MHz}$	C_{ob}	-	4.5	pF
Delay Time at $-V_{CC} = 3\text{ V}$, $-V_{BE} = 0.5\text{ V}$, $-I_C = 10\text{ mA}$, $-I_{B1} = 1\text{ mA}$	t_d	-	35	ns
Rise Time at $-V_{CC} = 3\text{ V}$, $-V_{BE} = 0.5\text{ V}$, $-I_C = 10\text{ mA}$, $-I_{B1} = 1\text{ mA}$	t_r	-	35	ns
Storage Time at $-V_{CC} = 3\text{ V}$, $-I_C = 10\text{ mA}$, $-I_{B1} = I_{B2} = 1\text{ mA}$	t_s	-	225	ns
Fall Time at $-V_{CC} = 3\text{ V}$, $-I_C = 10\text{ mA}$, $-I_{B1} = I_{B2} = 1\text{ mA}$	t_f	-	75	ns

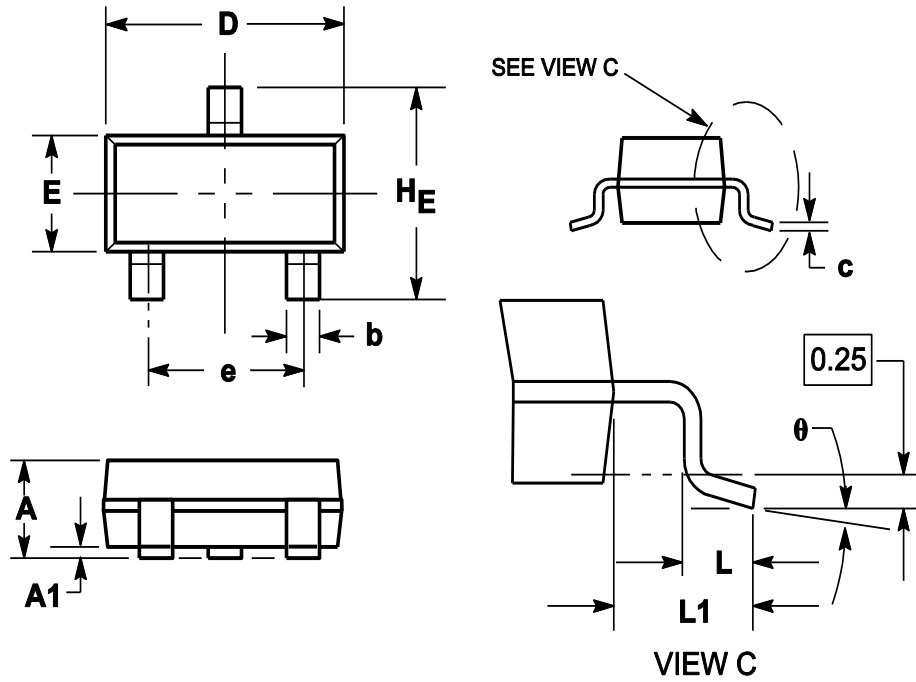


Electrical Characteristics Curves





Package Outline (SOT-23)



Symbol	Dimensions in millimeter		
	Min.	Typ.	Max.
A	0.900	1.025	1.150
A1	0.000	0.050	0.100
b	0.300	0.400	0.500
c	0.080	0.115	0.150
D	2.800	2.900	3.000
E	1.200	1.300	1.400
HE	2.250	2.400	2.550
e	1.800	1.900	2.000
L1	0.550REF		
L	0.300		0.500
θ	0°		8°

Ordering Information

Device	Package	Reel Dimension (inch)	Shipping Quantity
MMBT3906	SOT-23	7	3,000

单击下面可查看定价，库存，交付和生命周期等信息

[>>PJSEMI\(平晶微\)](#)