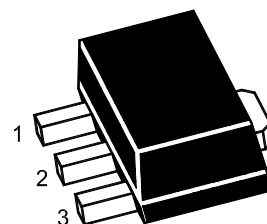


### Features

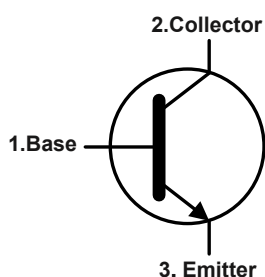
- Low Saturation Voltage
- High Speed Switching Time
- As Complementary Type of the PNP Transistor 2SA1213SQ is Recommended.

### SOT-89



1.Base 2.Collector 3. Emitter

### Equivalent Circuit



### Marking Code :

2SC2873SQ-O : MX

2SC2873SQ-Y : MY

### Absolute Maximum Ratings

Ratings at 25°C ambient temperature unless otherwise specified.

Parameter	Symbol	Value	Unit
Collector Base Voltage	$V_{CBO}$	50	V
Collector Emitter Voltage	$V_{CEO}$	50	V
Emitter Base Voltage	$V_{EBO}$	5	V
Collector Current	$I_C$	2	A
Maximum Power Dissipation	$P_D$	0.5	W
Junction Temperature	$T_J$	150	°C
Storage Temperature Range	$T_{STG}$	-55 to +150	°C

### Thermal Characteristics

Parameter	Symbol	Value	Unit
Thermal Resistance Junction to Ambient	$R_{\theta JA}$	250	°C/W

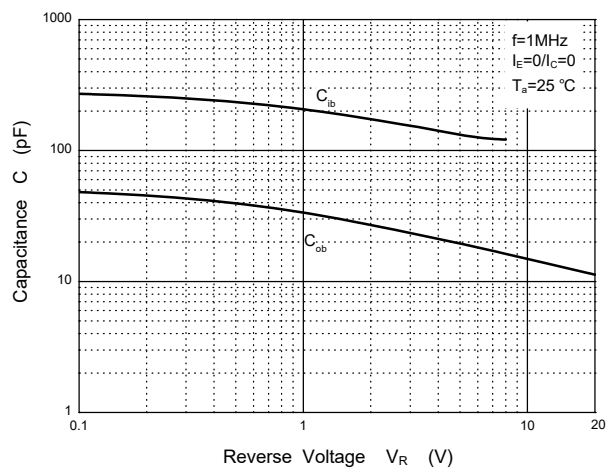
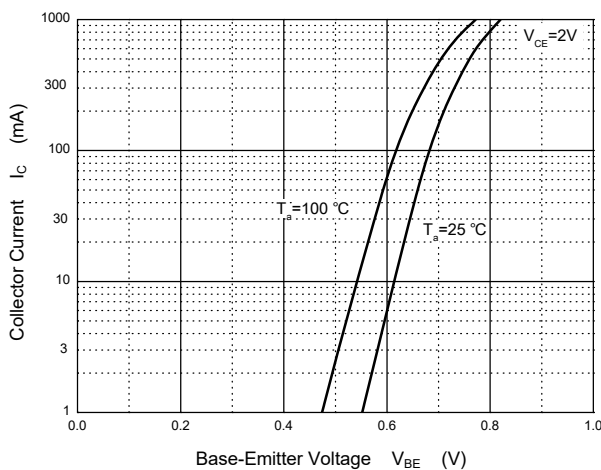
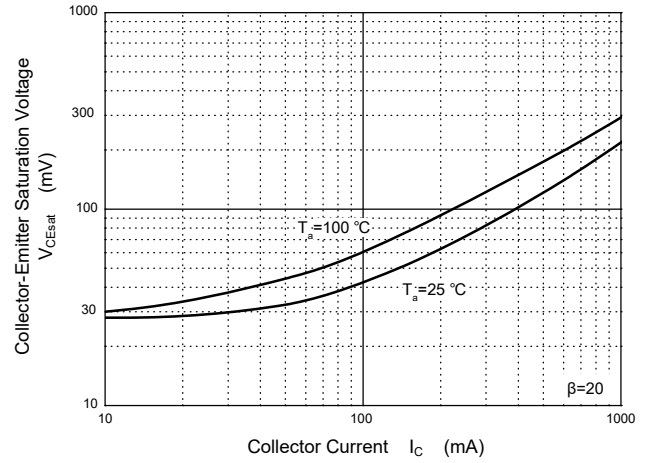
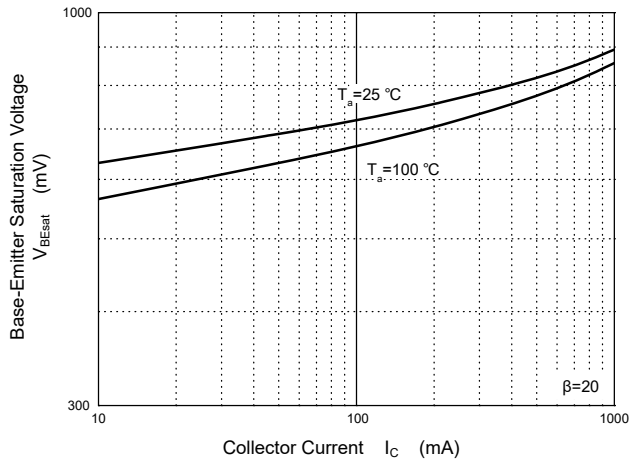
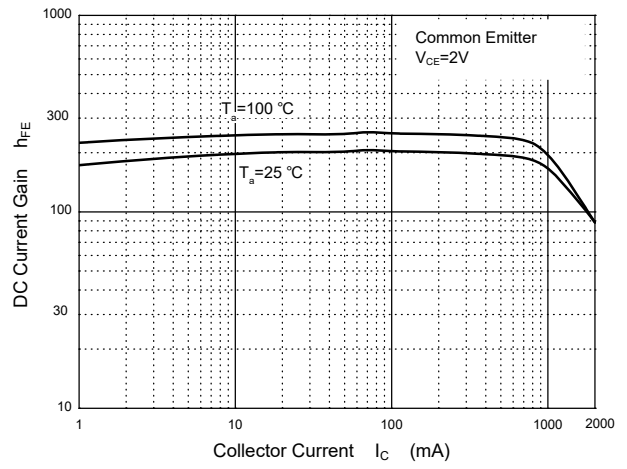
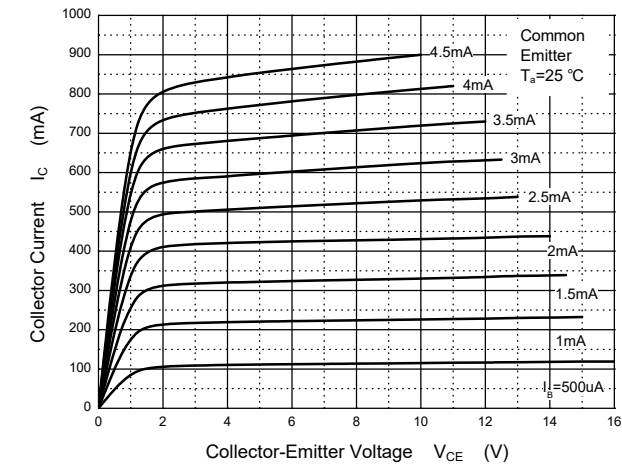


### Electrical Characteristics (T<sub>A</sub>=25°C)

Parameter	Symbol	Min.	Typ.	Max.	Unit
DC Current Gain at V <sub>CE</sub> = 2 V, I <sub>C</sub> = 500 mA    Current Gain Group	O Y H <sub>FE</sub>	70	--	140	--
		120	--	240	
at V <sub>CE</sub> = 2 V, I <sub>C</sub> = 2 A		20	--	--	
Collector Base Cutoff Current at V <sub>CB</sub> = 50 V	I <sub>CB0</sub>	--	--	100	nA
Emitter Base Cutoff Current at V <sub>EB</sub> = 5 V	I <sub>EBO</sub>	--	--	100	nA
Collector Base Breakdown Voltage at I <sub>C</sub> = 100 μA	V <sub>(BR)CBO</sub>	50	--	--	V
Collector Emitter Breakdown Voltage at I <sub>C</sub> = 1 mA	V <sub>(BR)CEO</sub>	50	--	--	V
Emitter Base Breakdown Voltage at I <sub>E</sub> = 100 μA	V <sub>(BR)EBO</sub>	5	--	--	V
Collector Emitter Saturation Voltage at I <sub>C</sub> = 1 A, I <sub>B</sub> = 50 mA	V <sub>CE(sat)</sub>	--	--	0.5	V
Base Emitter Saturation Voltage at I <sub>C</sub> = 1 A, I <sub>B</sub> = 50 mA	V <sub>BE(sat)</sub>	--	--	1.2	V
Transition Frequency at V <sub>CE</sub> = 2 V, I <sub>C</sub> = 500 mA	F <sub>T</sub>	--	120	--	MHz
Output Capacitance at V <sub>CB</sub> = 10 V, I <sub>E</sub> = 0, f = 1MHz	C <sub>ob</sub>	--	30	--	pF



### Typical Characteristic Curves



### Package Outline

SOT-89

Dimensions in mm



### Ordering Information

Device	Package	Shipping
2SC2873SQ	SOT-89	3,000PCS/Reel&13inches

### Conditions of Soldering and Storage

#### ◆ Recommended condition of reflow soldering



Recommended peak temperature is over 245 °C. If peak temperature is below 245 °C, you may adjust the following parameters:

- Time length of peak temperature (longer)
- Time length of soldering (longer)
- Thickness of solder paste (thicker)

#### ◆ Conditions of hand soldering

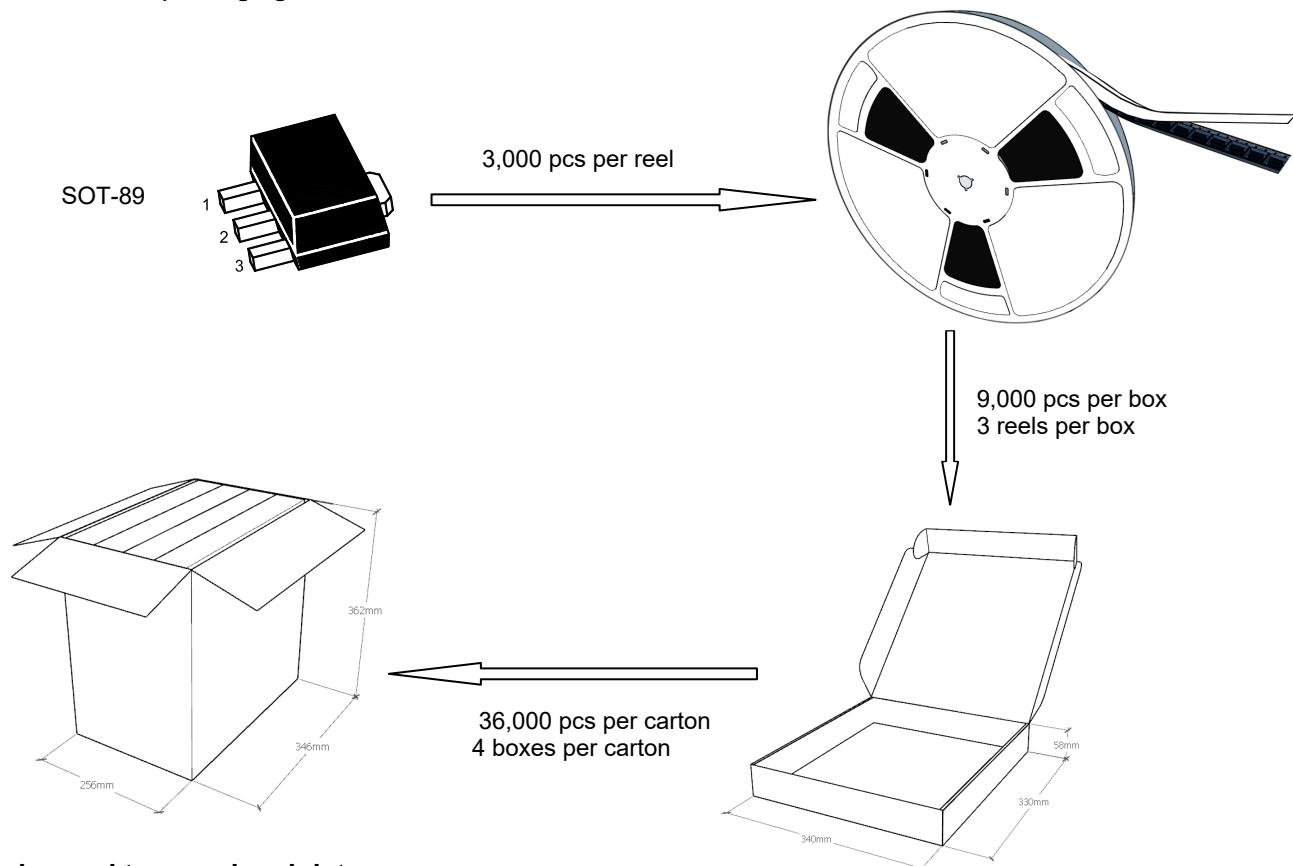
- Temperature: 370 °C
- Time: 3s max.
- Times: one time

#### ◆ Storage conditions

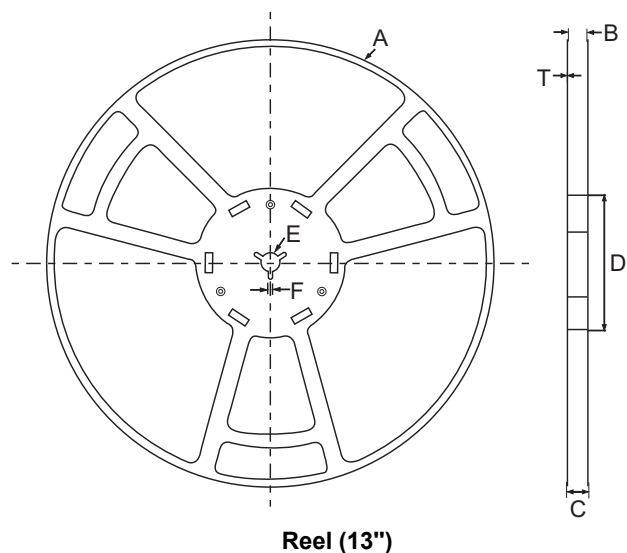
- **Temperature**  
5 to 40 °C
- **Humidity**  
30 to 80% RH
- **Recommended period**  
One year after manufacturing

### Package Specifications

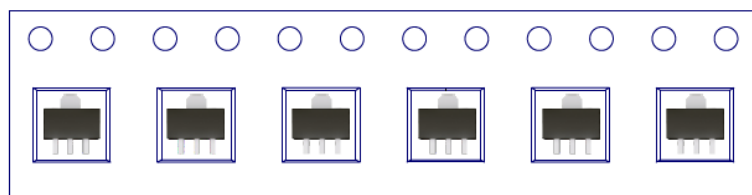
- The method of packaging



### ◆ Embossed tape and reel data



symbol	Value(unit:mm)
A	$\phi 330\pm 1$
B	$12.7\pm 0.5$
C	$16.5\pm 0.3$
D	$\phi 99.5\pm 0.5$
E	$\phi 13.6\pm 0.3$
F	$2.8\pm 0.3$
T	$1.9\pm 0.2$



单击下面可查看定价，库存，交付和生命周期等信息

[>>PJSEMI\(平晶微\)](#)