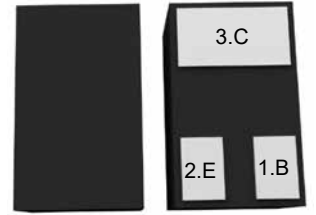


Features

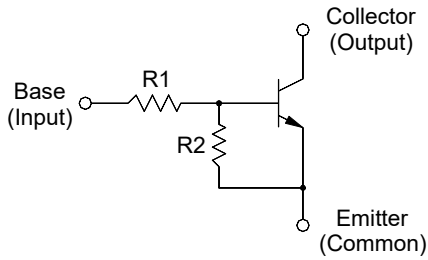
- With built-in bias resistors
- Simplify circuit design
- Reduce a quantity of parts and manufacturing process

DFN1x0.6-3L



1.Base 2.Emmitter 3.Collector

Equivalent Circuit



Resistor Values/Marking Code

Type	R1 (KΩ)	R2 (KΩ)	Marking Code
DTC144EDC	47	47	6D

Absolute Maximum Ratings (T_A=25°C)

Parameter	Symbol	Value	Unit
Output Voltage	V _O	50	V
Input Voltage	V _I	40,-10	V
Output Current	I _O	100	mA
Maximum Power Dissipation	P _D	200	mW
Junction Temperature	T _J	150	°C
Storage Temperature Range	T _{STG}	-55 to +150	°C



DTC144EDC

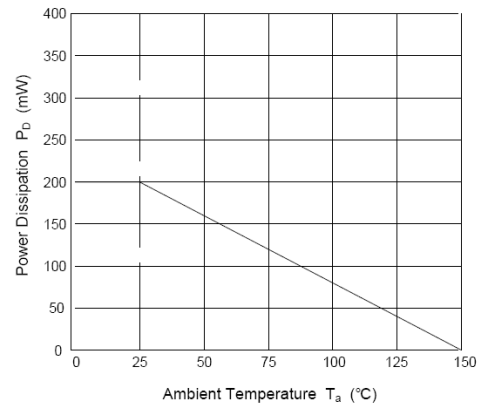
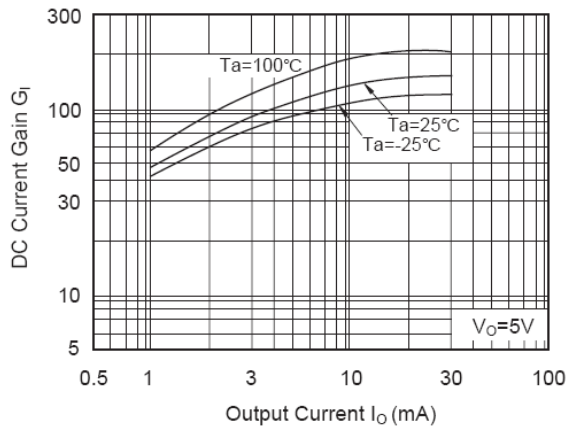
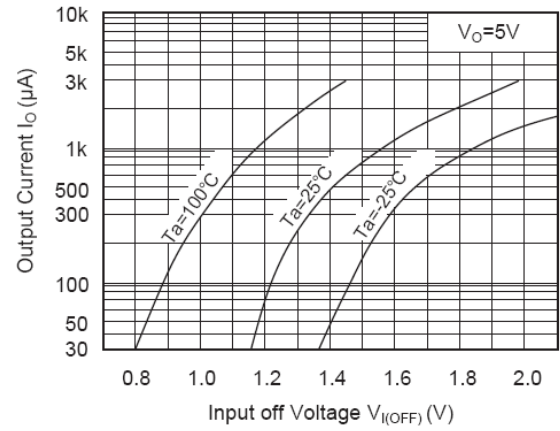
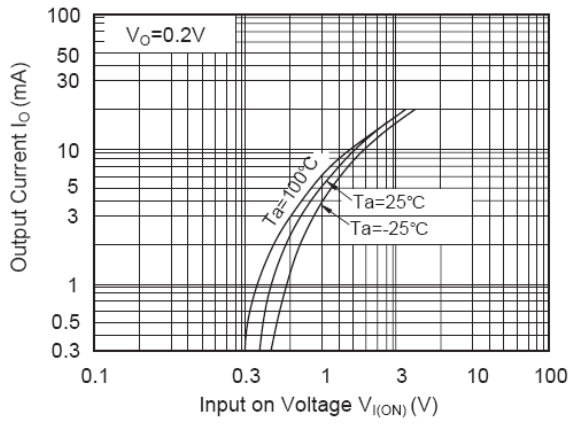
NPN Digital Transistor

Electrical Characteristics (T_A=25°C)

Parameter	Symbol	Min.	Typ.	Max.	Unit
DC Current Gain at V _O = 5 V, I _O = 10 mA	G _I	80	--	--	--
Output Cutoff Current at V _O = 50 V	I _{O(OFF)}	--	--	500	nA
Input Cutoff Current at V _I = 5 V	I _I	--	--	0.18	mA
Output Voltage (ON) at I _O = -10 mA, I _I = 0.5 mA	V _{O(ON)}	--	--	0.3	V
Input Voltage (ON) at V _O = 0.2 V, I _O = 5 mA	V _{I(ON)}	--	--	5	V
Input Voltage (OFF) at V _{CC} = 5 V, I _O = 0.1 mA	V _{I(OFF)}	1	--	--	V
Transition Frequency at V _O = 10 V, I _O = 5 mA	f _T	--	200	--	MHz



Typical Characteristic Curves





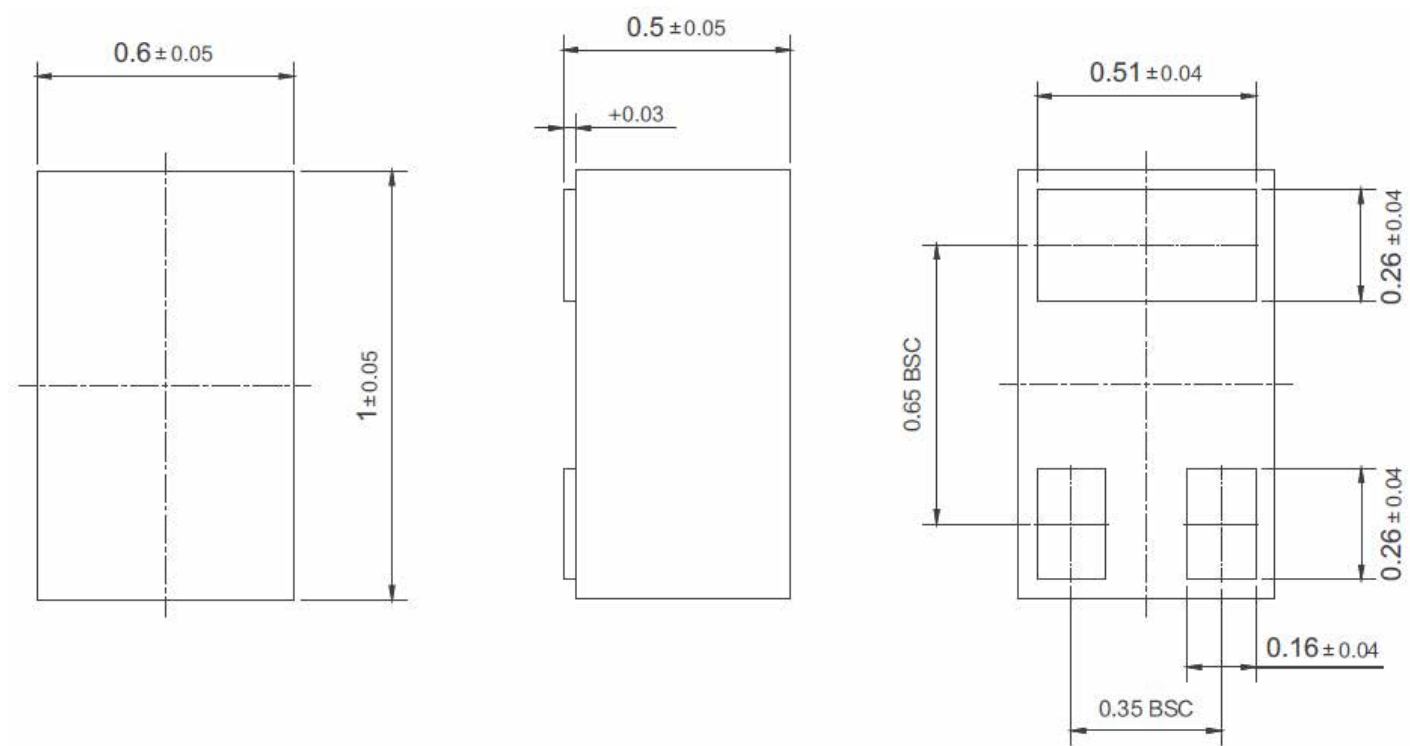
DTC144EDC

NPN Digital Transistor

Package Outline

DFN1x0.6-3L-0009

Dimensions in mm



Ordering Information

Device	Package	Shipping
DTC144EDC	DFN1x0.6-3L	3,000PCS/Reel&7inches

单击下面可查看定价，库存，交付和生命周期等信息

[>>PJSEMI\(平晶微\)](#)