

DATA SHEET

WIRELESS COMPONENTS

Ceramic Patch Antenna
ANT2525B00BT1516S

GPS & GLONASS

SMD 25 × 25 × 4 mm



FEATURES

- Support GPS & GLONASS system
- High radiation efficiency
- Reflow process compatible
- RoHS compliant

APPLICATIONS

- Navigation device
- Telematics box
- Fleet management

ORDERING INFORMATION

All part numbers are identified by the series, packing type, material, size, antenna type, working frequency and packing quantity.

PART NUMBER

ANT 2525 B 00B T 1516S
 (1) (2) (3) (4) (5) (6)

(1) PRODUCT

ANT = Antenna

(2) SIZE

2525 = 25 ×25 mm

(3) ANTENNA TYPE

B = Bulk Antenna

(4) SERIAL NO.

00B

(5) PACKING STYLE

T = Tray

(6) WORKING FREQUENCY

1516 = 1.575/1.602 GHz

PHYCOMP CTC

CAN43934250B1561B

I2NC

43934250B156

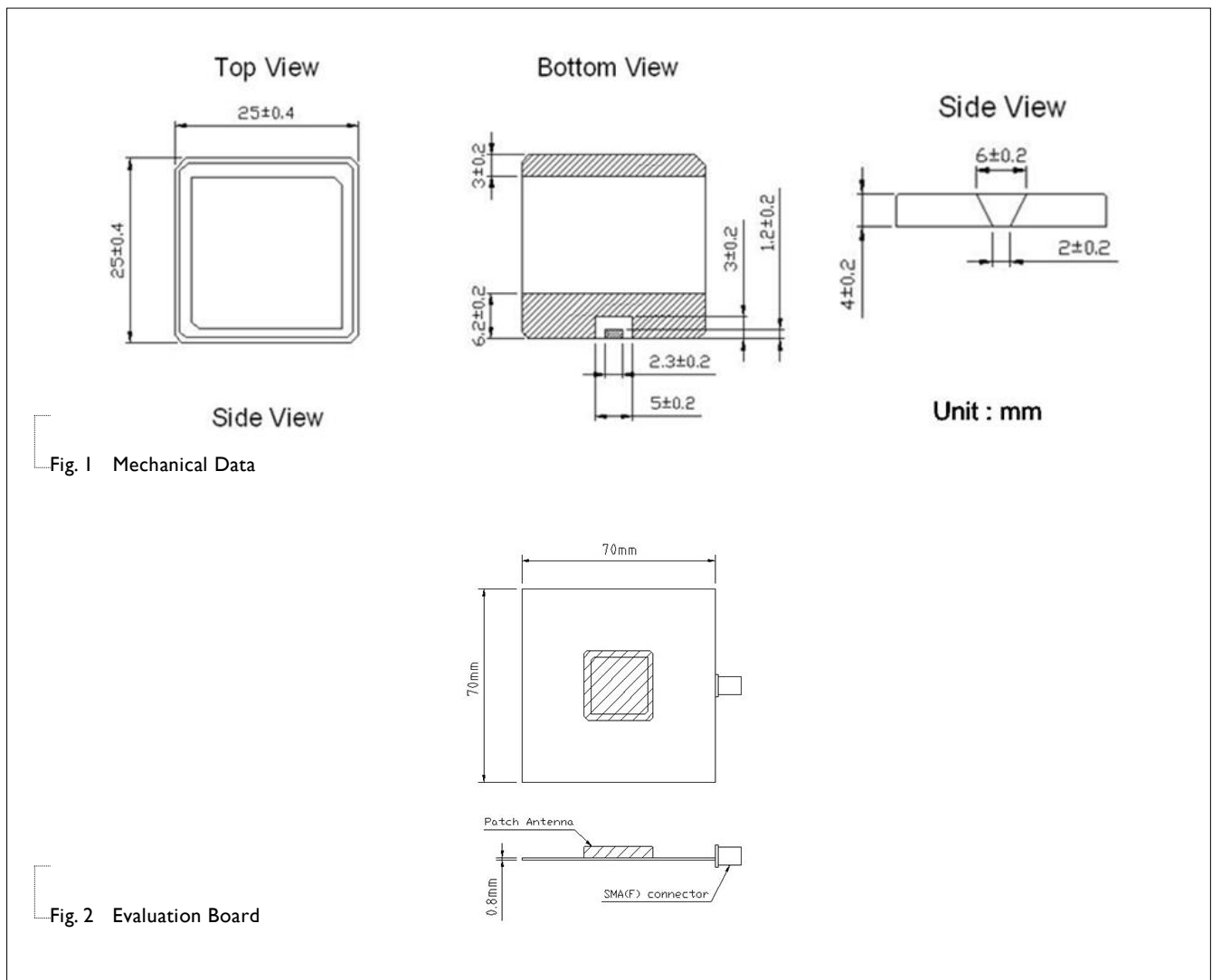
SPECIFICATION

Table 1

DESCRIPTION	VALUE
Operating Frequency	1575~1606 MHz
Bandwidth	GPS: 20 MHz(Typ.) Glonass: 20 MHz(Typ.)
Gain	GPS: 4.72 dBi (Typ.) Glonass: 4.51 dBi (Typ.)
VSWR	2.0 Max.
Polarization	RHCP
Axis Ratio	≤10 dB
Impedance	50 Ω
Operating Temperature	-40~105 °C

NOTE

1. Based on 50×50mm² square ground plane.
2. Centre frequency will be offset to working frequency while changes of customer's housing and ground plane.
3. Please contact local sales if you need customized design to gain optimum antenna performance.



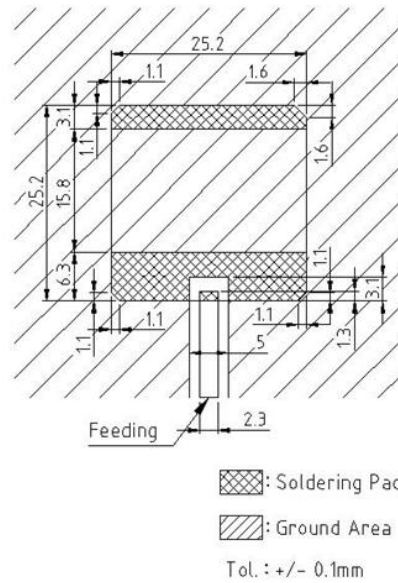


Fig. 3 Footprint

ELECTRICAL PERFORMANCES

Trc1 **S11** dB Mag 10 dB / Ref-10 dB Cal 1 of 1 (Max)
 Trc2 **S11** Smith Ref1 U Cal
 Mem3[Trc1] **S11** dB Mag 10 dB / Ref-10 dB Invisible
 Mem4[Trc2] **S11** Smith Ref1 U Invisible

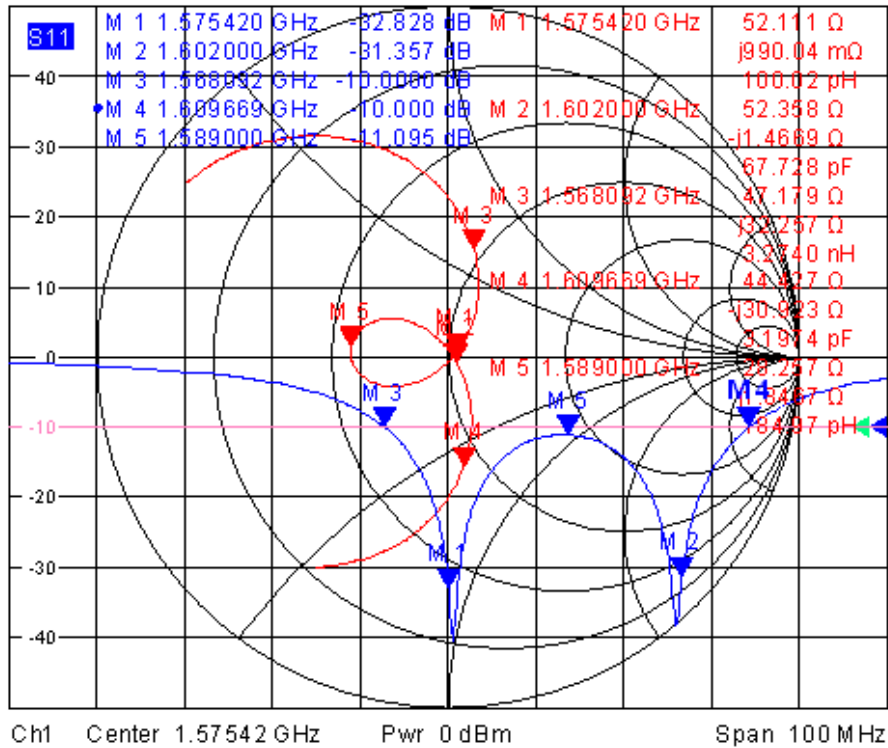


Fig. 4 Return loss

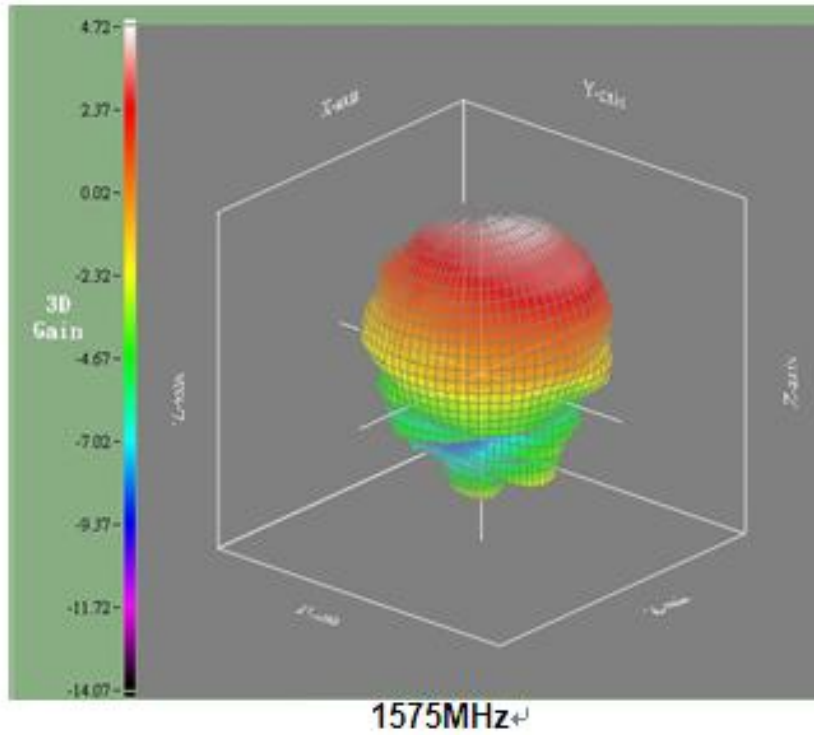


Fig. 5
Radiation Pattern (Frequency = 1575MHz)

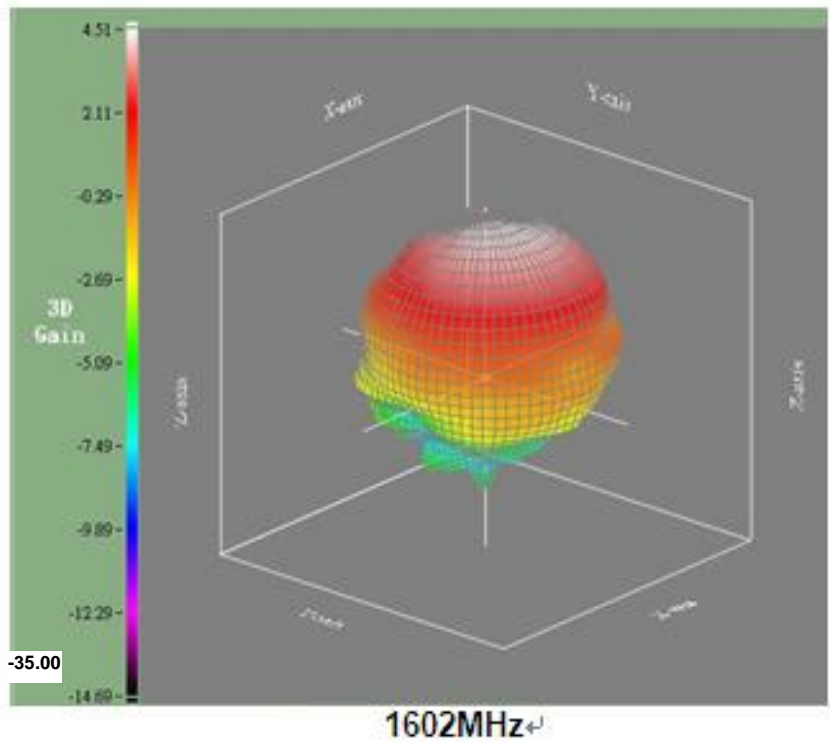


Fig. 6
Radiation Pattern (Frequency = 1602MHz)

REVISION HISTORY

REVISION	DATE	CHANGE NOTIFICATION	DESCRIPTION
Version 0	Oct. 05, 2015	-	- New data sheet for Patch antenna, SMD Feed size 25×25×4 mm

单击下面可查看定价，库存，交付和生命周期等信息

[>>Pulse\(普思\)](#)