





MULTILAYER CHIP RF INDUCTORS PE-XXXXCLHxxxSTS SERIES



-  Monolithic inorganic material construction
-  Low DC resistance supports higher DC bias currents
-  Magnetically Shielded for low Cross coupling
-  Industry Standard 0603, 0805 and 1008 size offered

0603 SIZE

Electrical Specifications @ 25°C - Operating Temperature -40°C to +85°C

Part Number	Inductance (uH)	Test Frequency (MHz)	DC Resistance		SRF (MHz MIN)	Saturation Current Typ. Isat (mA)	Heat Rated Current Max. Irms (mA)
			(mΩ MAX)	(Typical)			
PE-0603CLHR47STS	0.47	1	130	100	100	800	1050
PE-0603CLHR56STS	0.56	1	156	120	100	800	1050
PE-0603CLHR68STS	0.68	1	180	150	100	750	1050
PE-0603CLH1R0STS	1.0	1	260	200	98	600	900
PE-0603CLH1R5STS	1.5	1	312	240	95	400	750
PE-0603CLH1R8STS	1.8	1	312	240	95	400	750
PE-0603CLH2R2STS	2.2	1	312	240	95	400	750
PE-0603CLH4R7STS	4.7	1	650	500	65	350	700

0805 SIZE

Electrical Specifications @ 25°C - Operating Temperature -40°C to +85°C

Part Number	Inductance (uH)	Test Frequency (MHz)	DC Resistance		SRF (MHz MIN)	Saturation Current Typ. Isat (mA)	Heat Rated Current Max. Irms (mA)
			(mΩ MAX)	(Typical)			
PE-0805CLH1R0STS	1.0	1	137	110	75	800	1150
PE-0805CLH1R5STS	1.5	1	150	120	65	750	1100
PE-0805CLH2R2STS	2.2	1	250	200	50	600	950
PE-0805CLH3R3STS	3.3	1	275	220	35	400	800
PE-0805CLH4R7STS	4.7	1	375	300	25	300	750
PE-0805CLH6R8STS	6.8	1	375	300	25	200	600

1008 SIZE

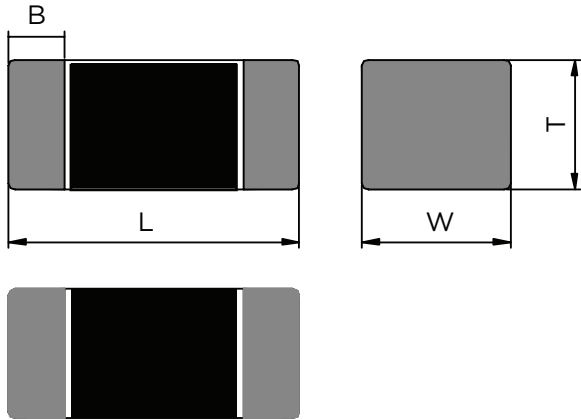
Electrical Specifications @ 25°C - Operating Temperature -40°C to +85°C

Part Number	Inductance (uH)	Test Frequency (MHz)	DC Resistance		SRF (MHz MIN)	Saturation Current Typ. Isat (mA)	Heat Rated Current Max. Irms (mA)
			(mΩ MAX)	(Typical)			
PE-1008CLH1R0STS	1.0	1	75	60	70	1400	1600
PE-1008CLH1R5STS	1.5	1	88	70	60	1100	1400
PE-1008CLH2R2STS	2.2	1	125	100	55	850	1300
PE-1008CLH3R3STS	3.3	1	175	140	30	650	1200
PE-1008CLH4R7STS	4.7	1	225	180	25	580	1100

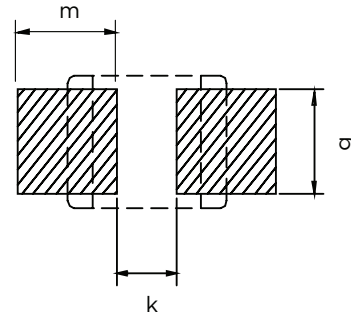
MULTILAYER CHIP RF INDUCTORS PE-XXXXCLHxxxSTS SERIES

CLH Series

DIMENSIONS



PCB Layout



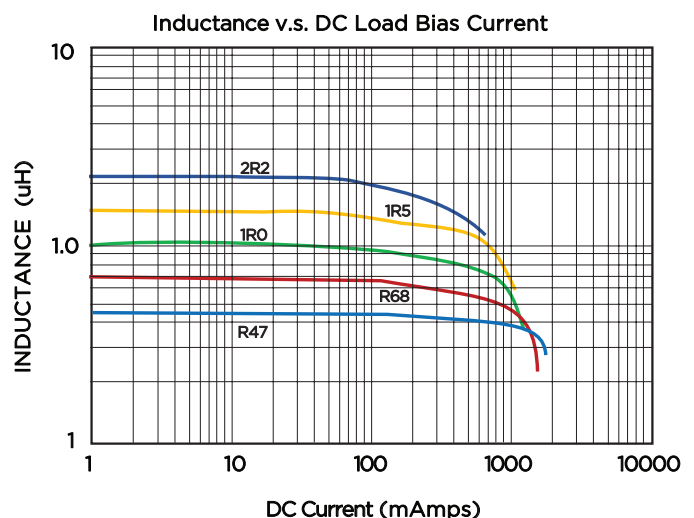
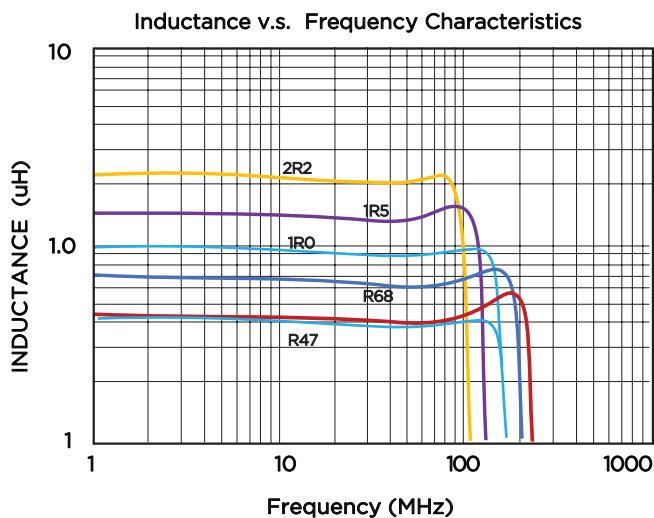
Dimensions:
Unless otherwise specified,
all tolerances are $\pm 0,25$

Mechanical Specification - Dimension in mm

Part Number	L	W	T	B	g	k	m	PACKING QUANTITY PER REEL
PE-0603CLHXXXSTS	1.60 +/- 0.2	0.80 +/- 0.2	0.80 +/- 0.2	0.30 +/- 0.2	1.27	0.70	0.64	4000
PE-0805CLHXXXSTS	2.00 +/- 0.2	1.20 +/- 0.2	0.90 +/- 0.2	0.50 +/- 0.2	1.78	0.76	1.02	4000
PE-1008CLHXXXSTS	2.50 +/- 0.2	2.00 +/- 0.2	1.00 +/- 0.2	0.50 +/- 0.2	2.54	0.80	1.02	3000

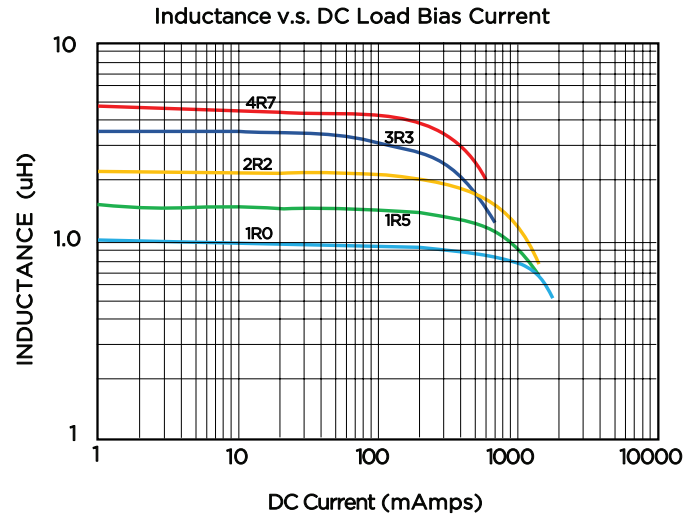
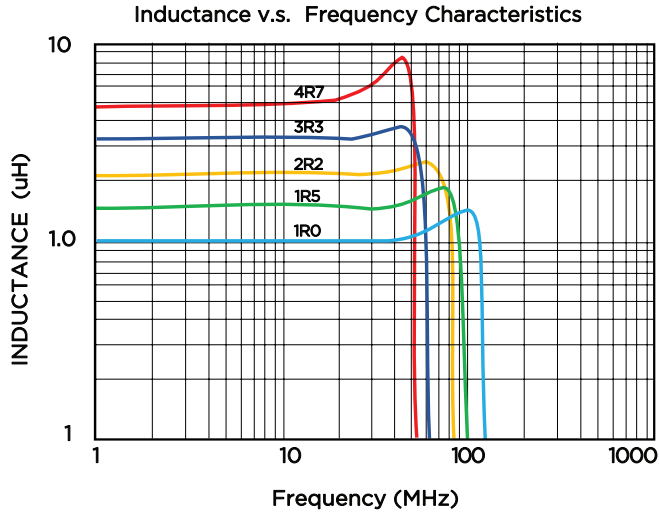
Characteristic Graphs

0603CLH Series

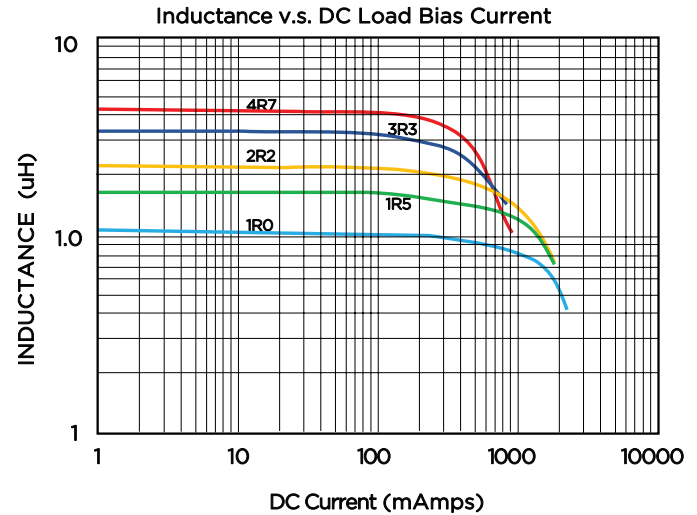
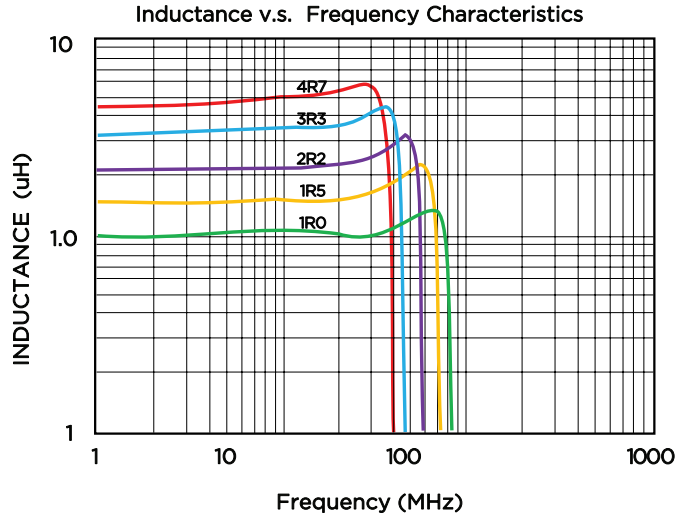


MULTILAYER CHIP RF INDUCTORS PE-XXXXCLHxxxSTS SERIES

0805CLH Series



1008CLH Series



For More Information:

Americas - prodinfo@networkamericas@pulseelectronics.com | Europe - comms-Apps-Europe@pulseelectronics.com | Asia - prodinfo@networkapac@pulseelectronics.com

Performance warranty of products offered on this data sheet is limited to the parameters specified. Data is subject to change without notice. Other brand and product names mentioned herein may be trademarks or registered trademarks of their respective owners. © Copyright, 2018. Pulse Electronics, Inc. All rights reserved.

单击下面可查看定价，库存，交付和生命周期等信息

[>>Pulse\(普思\)](#)